¼″ x 1 ¼″ Fast-Acting Ceramic Tube Fuses

ABC Series

Description

- Fast-acting
- Optional axial leads available
- ¼″ x 1 ¼″ (6.4 x 31.7mm) physical size
- Ceramic tube, nickel-plated brass endcap construction
- UL Listed product meets standard 248-14

RoHS 2002/95/EC



Electrical Characteristics	
% of Amp Rating	Opening Time
100%	4 Hours Minimum
135%	60 Minutes maximum
200%	120 Seconds Maximum

Agency Information

- UL Listed: Guide JDYX & File E19180.
- UL Recognition: Guide JDYX2 & File E19180.
- CSA Certification: Class 1422-01 & 1422-03, File 53787.

Environmental Data

- Shock: ¼-30A – MIL-STD-202, Method 213, Test Condition J
- Vibration: ¼-30A – MIL-STD-202, Method 204, Test Condition C (Except 5g, 500HZ)

Ordering

- Specify packaging, product, and option code

Dimensions - mm (in)

Drawing Not to Scale

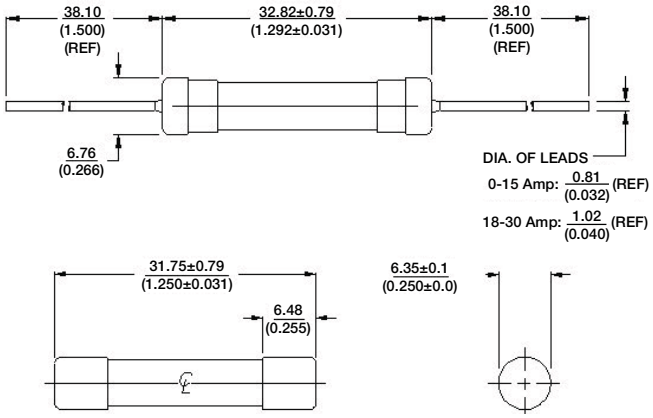

Specifications

Part Number	Voltage Ratings		Vac Interrupting Ratings* (amps)		Vdc Interrupting Ratings (amps)		Typical DC Cold Resistance (Ω)**	Typical Pre-Arc I^2t AC†	Typical Voltage Drop (mV)‡	Agency Approvals		
	Vac	Vdc	250	125	125	75				UL	UR	CSA
ABC-¼-R	250	125	35	10,000	10,000	–	2.950	0.0020	0.35	X		X
ABC-½-R	250	125	35	10,000	10,000	–	0.587	0.0390	0.41	X		X
ABC-¾-R	250	125	35	10,000	10,000	–	0.300	0.1450	0.32	X		X
ABC-1-R	250	125	35	10,000	10,000	–	0.1950	0.4310	0.3	X		X
ABC-1-½-R	250	125	100	10,000	10,000	–	0.131	1.1630	0.28	X		X
ABC-2-R	250	125	100	10,000	10,000	–	0.0890	2.1670	0.31	X		X
ABC-2-½-R	250	125	100	10,000	10,000	–	0.061	4.4670	0.23	X		X
ABC-3-R	250	125	100	10,000	10,000	–	0.047	6.55	0.14	X		X
ABC-4-R	250	125	200	10,000	10,000	–	0.031	22.28	0.17	X		X
ABC-5-R	250	125	200	10,000	10,000	–	0.026	32.83	0.22	X		X
ABC-6-R	250	125	200	10,000	10,000	–	0.021	58	0.19	X		X
ABC-7-R	250	125	200	10,000	10,000	–	0.016	109.33	0.17	X		X
ABC-8-R	250	125	200	10,000	10,000	–	0.014	116.5	0.19	X		X
ABC-10-R	250	125	200	10,000	10,000	–	0.011	208.8	0.15	X		X
ABC-12-R	250	125	750	10,000	10,000	–	0.0068	133.3	0.1	X		X
ABC-15-R	250	125	750	10,000	10,000	–	0.00553	200.2	0.1	X		X
ABC-18-R	250	–	400	1000	–	–	0.00465	400	0.1		X	X
ABC-20-R	250	125	400	1000	10,000	–	0.00366	550.8	0.1		X	X
ABC-25-R	250	125	200	1000	400	1000	0.0028	839.3	0.09		X	X‡‡
ABC-30-R	250	125	200	1000	400	1000	0.002225	1429	0.09		X	X‡‡

* Interrupting ratings measured at 70% - 80% power factor on AC. The interrupting ratings for 18A and 20A were measured at 85% - 95% power factor on AC. The interrupting ratings for 25A and 30A were measured at 89% power factor on AC.

** Typical DC cold resistance measured at <10% of rated current.

† Typical melting I^2t measured at listed interrupting rating and rated voltage.

‡ Typical voltage drop measured at 25°C±3°C ambient temperature at rated current.

‡‡ CSA approvals for 25A and 30A are at 125Vac - IR 1000A and 125Vdc - IR 400A (IR 1000A at 75Vdc)

Time-Current Curve

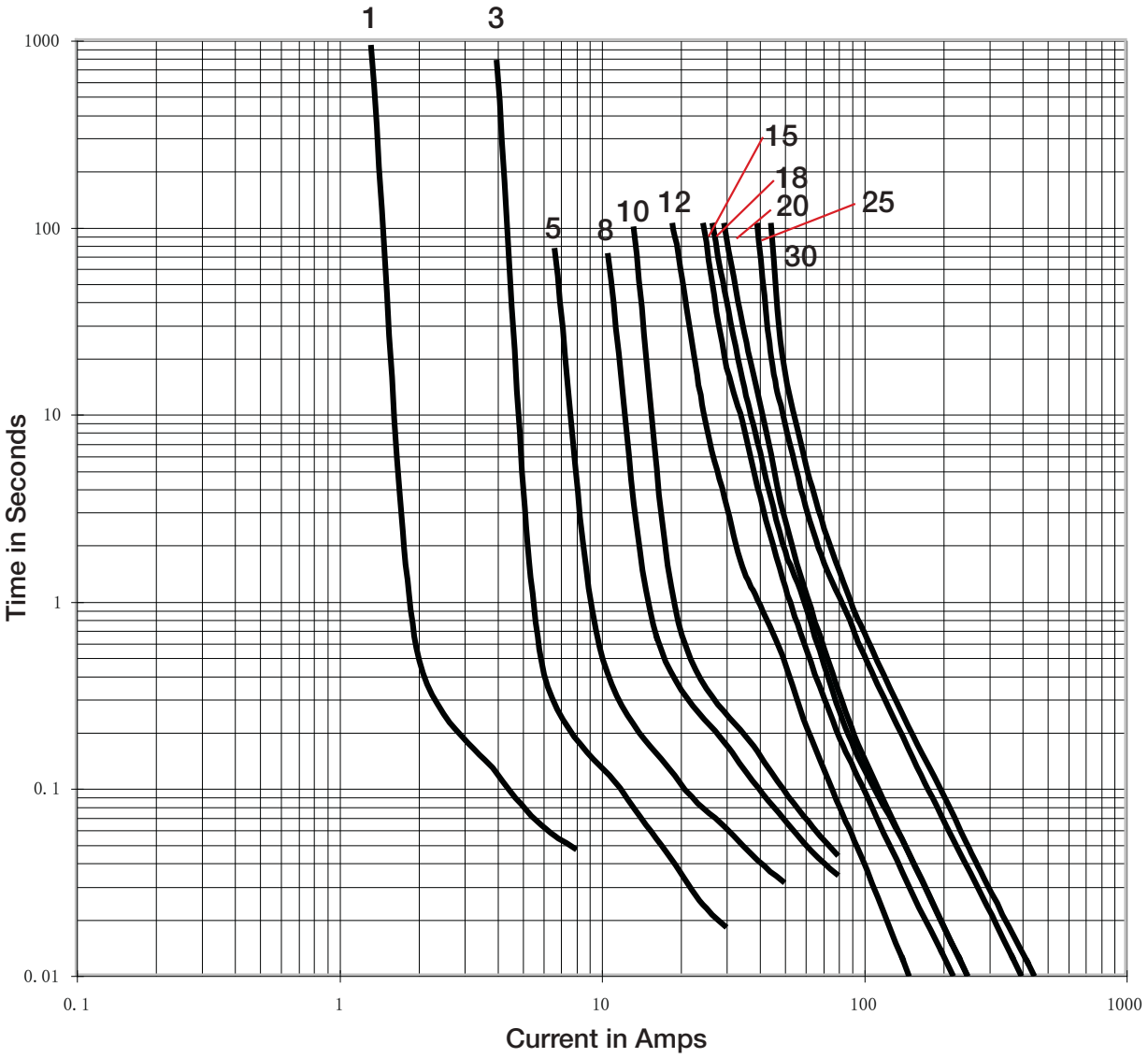

Packaging Code	
Packaging Code	**Description**
BK	100 fuses packed into a cardboard carton
BK1	1,000 fuses packed into a cardboard carton
BK8	8,000 fuses packed into a cardboard carton

	Option Code
Option Code	**Description**
V	Axial leads - copper tinned wire with nickel plated brass overcaps

The only controlled copy of this Data Sheet is the electronic read-only version located on the Cooper Bussmann Network Drive. All other copies of this document are by definition uncontrolled. This bulletin is intended to clearly present comprehensive product data and provide technical information that will help the end user with design applications. Cooper Bussmann reserves the right, without notice, to change design or construction of any products and to discontinue or limit distribution of any products. Cooper Bussmann also reserves the right to change or update, without notice, any technical information contained in this bulletin. Once a product has been selected, it should be tested by the user in all possible applications.

Life Support Policy: Cooper Bussmann does not authorize the use of any of its products for use in life support devices or systems without the express written approval of an officer of the Company. Life support systems are devices which support or sustain life, and whose failure to perform, when properly used in accordance with instructions for use provided in the labeling, can be reasonably expected to result in significant injury to the user.

© 2009 Cooper Bussmann
St. Louis, MO 63178
www.cooperbussmann.com