Series PDBFS Enclosed Power Distribution Blocks

Feature/Benefits



- Enclosed for enhanced safety; IP-20 finger-safe under specific conditions, see page 8
- High Short-Circuit Current Ratings up to 200,000A: PDBs do not have to be a weak link in achieving a high SCCR for an industrial control panel
- Suitable for installation in wireways and industrial control panel feeder and branch circuits. Listed to UL1953 which has minimum spacing requirements at 600V of at least 1" through air and 2" over surface
- Small footprint saves panel space. Stack side by side and still meet 1″ and 2″ spacing requirements
- For 2D and 3D CAD drawings visit www.cooperbussmann.com

Agency/Standards

- UL Listed 1953, Guide QPQS, File E256146
- CSA Certified, Class 6228-01, File 15364
- CE component IEC 60947-7-1
- IEC 60529, IP-20 (Finger Safe) under specific conditions, see page 8

Electrical

- 600Vac or dc (UL 1953), 690Vac or dc (IEC)
- Short-Circuit Current Ratings up to 200kA, see table below
- Ampacities up to 760 Amps
- 75ºC rated connectors
- CU Wire range 14 AWG to 500 kcmil or 2.5 to 240 mm²

Mechanical

- DIN rail or panel mount; PDBFS330 & PDBFS504 panel mount only
- Captive termination screws; screws do not get misplaced
- Wire ready: captive termination screws shipped backed out to save time on conductor installation
- Sliding DIN rail latch for easy mounting
- Single pole, gang mountable for multiple pole applications with interlocking dovetail accessory (optional Part 2A1279) One pin interlocks two units, two pins to interlock three units (see illustration on page 6)
- Flammability, UL 94V0
- Tin-plated AL connectors suitable for CU conductors
- Elongated hole for panel mounting; easier mounting with greater flexibility in matching up with drilled panel holes
- DIN rail end anchors required to prevent damage to block when torquing, anchors not offered by Cooper Bussmann

Series PDBFS

Electrical		Terminal Copper Conductor Capability			Short-Circuit Current Rating Data						
		Line	Load	Configuration	Conductors		Max Fuse Class & Amp**				
Catalog Number (All Single Pole)	Amps	Wire Range	Wire Range	Openings per Pole: Line Load	Line AWG or kcmil	Load AWG or kcmil	J LPJ	T JJS JJN	RK1 LPS-RK LPN-RK	RK5 FRS-R FRN-R	SCCR
PDBFS204	175A	2/0 to 8 AWG 70 to 10 mm²	2/0 to 8 AWG 70 to 10 mm²	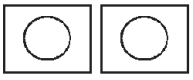	2/0 to 8	2/0 to 8	200	200	100	60	200kA
PDBFS220	175A	2/0 to 8 AWG 70 to 10 mm²	4 to 14 AWG 25 to 2.5 mm²	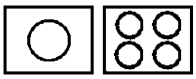	2/0 to 8	4 to 12	200	200	100	60	200kA
						4 to 14	175	175	100	30	100kA
							200	200	100	60	50kA
PDBFS303	310A	350kcmil to 6 AWG 150 to 16 mm²	350kcmil to 6 AWG 150 to 16 mm²	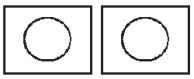	350 to 6	350 to 6	400	400	200	100	200kA
PDBFS330	380A	500kcmil to 6 AWG 240 to 16 mm²	2 to 14 AWG 35 to 2.5 mm²	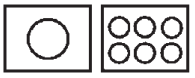	500 to 6	2 to 6	400	400	200	100	200kA
						2 to 14	200	200	100	60	50kA
							175	175	100	30	100kA
PDBFS377	570A	300kcmil to 4 AWG 150 to 12 mm²	4 to 14 AWG 25 to 2.5 mm²	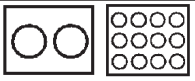	300	4 to 8	600	600	400	200	200kA
					300 to 4	4	400	400	200	100	100kA
						4 to 14	200	200	100	60	50kA
PDBFS500	620A	350kcmil to 4 AWG 185 to 12 mm²	350kcmil to 4 AWG 185 to 12 mm²	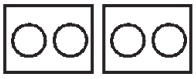	350 to 4	350 to 4	600	600	400	200	200kA
PDBFS504	760A	500kcmil to 6 AWG 240 to 16 mm²	500kcmil to 6 AWG 240 to 16 mm²		500	500	600	800*	600	200	200kA
					500 to 6	500 to 6	600	600	400	200	100kA

Ampacities 75C per NEC® Table 310.16 and UL508A Table 28.1
*Class L 800A (KRP-C 800_SP) or less fuses suitable for this particular SCCR case.
** Class G 60A (SC-60) or less or Class CC 30A (LP-CC-30, FNQ-R-30, KTK-R-30) or less are suitable for all SCCRs in this table.

Series PDBFS Enclosed Power Distribution Blocks

Dimensions in[mm]								
Part No.	Width A	Length B	Height C	D	E	F	G	H
PDBFS204	1.030[26.16]	3.372[94.80]	2.146[54.50]	3.550[90.17]	2.905[73.79]	0.197[5.00]	0.197[5.00]	N/A
PDBFS220	1.030[26.16]	3.372[94.80]	2.146[54.50]	3.550[90.17]	2.905[73.79]	0.197[5.00]	0.197[5.00]	N/A
PDBFS303	1.550[39.37]	4.665[118.50]	2.874[73.00]	4.475[113.67]	3.810[96.77]	0.197[5.00]	0.236[6.00]	N/A
PDBFS330	1.550[39.37]	4.665[118.50]	2.950[74.93]	4.475[113.67]	3.810[96.77]	0.197[5.00]	0.236[6.00]	N/A
PDBFS377	1.875[47.62]	4.665[118.50]	2.933[74.50]	4.475[113.67]	3.810[96.77]	0.197[5.00]	0.236[6.00]	N/A
PDBFS520	2.380[60.45]	4.665[118.50]	2.598[66.00]	4.475[113.67]	3.810[96.77]	0.197[5.00]	0.236[6.00]	N/A
PDBFS504	2.560[65.02]	4.665[118.50]	3.150[80.00]	4.475[113.67]	3.810[96.77]	0.197[5.00]	0.236[6.00]	46.00[1.811]

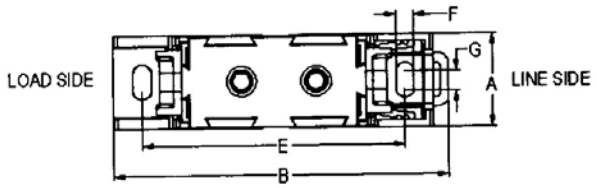

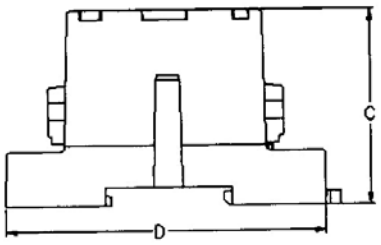

PDBFS204

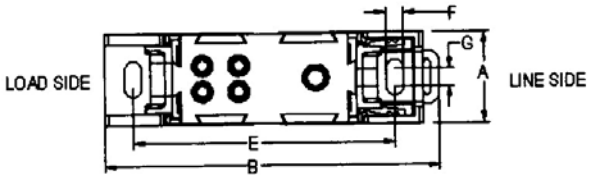

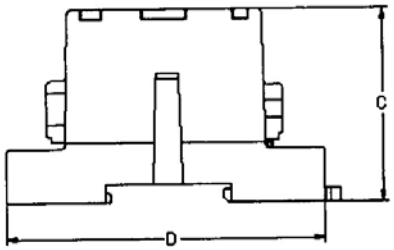

PDBFS220

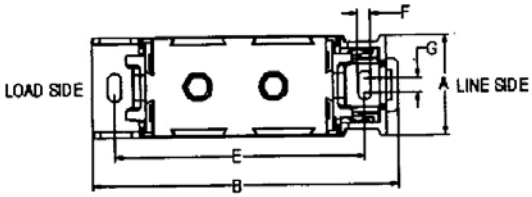

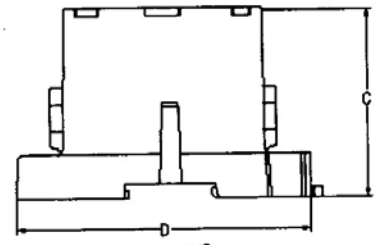

PDBFS303

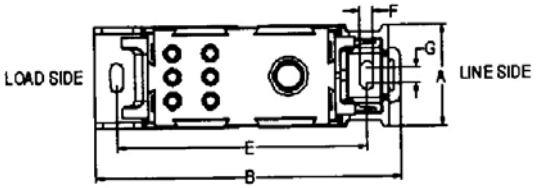

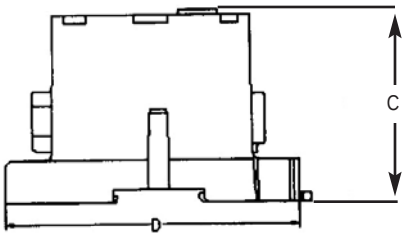

PDBFS330

Series PDBFS Enclosed Power Distribution Blocks

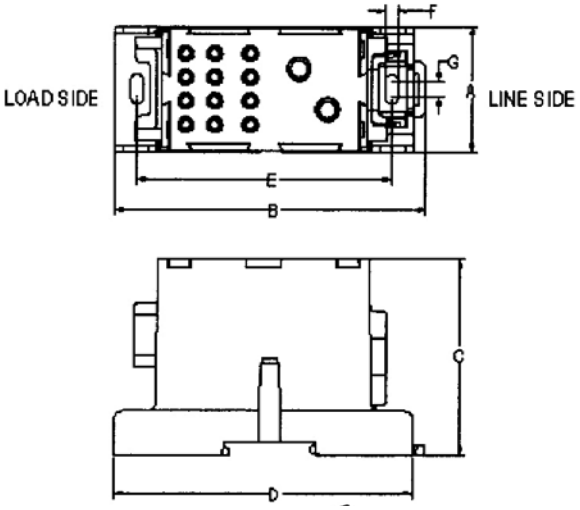

PDBFS377

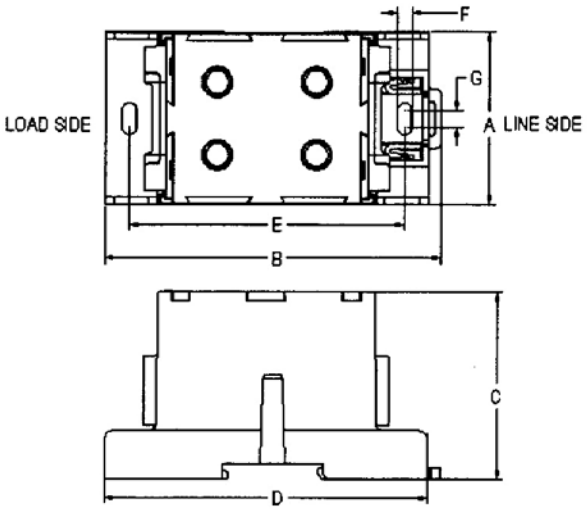

PDBFS500

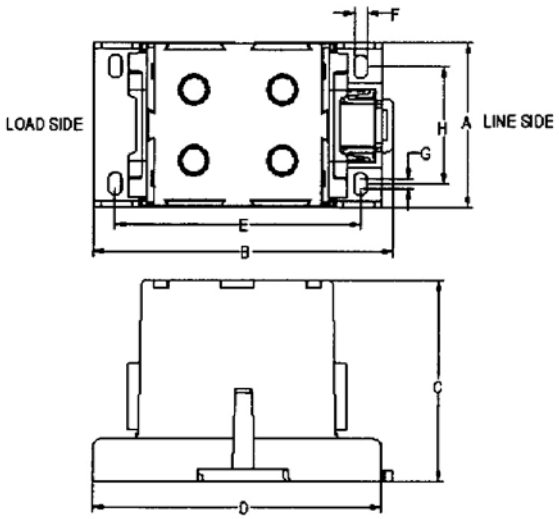

PDBFS504

Series PDBFS Enclosed Power Distribution Blocks

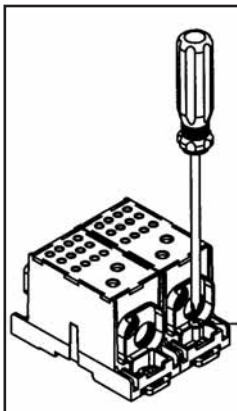

Panel Mounting
Capable on all part numbers

Use 2 screws for mounting each pole (#10 or M5 screw) (4 screws for PDBFS504)

OR

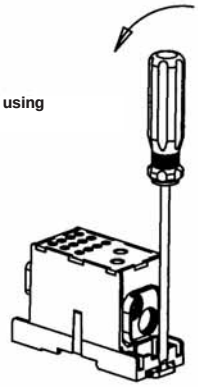

1 Open the latch using screwdriver

2 Hook load side onto 35mm DIN RAIL

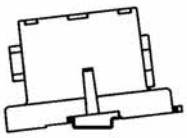

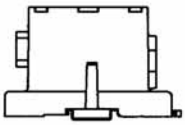

3 Rotate PDB down

4 Close the latch

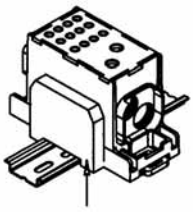

DIN Rail anchors are required on each side of block or blocks. Anchors must be used to prevent damage to the plastic housing when tightening terminals.

DIN Rail Mounting
PDBFS204, PDBFS220, PDBFS303, PDBFS377, and PDBFS500 only.

1 For interlocking two or more blocks on a DIN Rail, insert male dove tail part number 2A1279 into the female dove tail opening.

2 Fully insert male dove tail to interlock blocks.

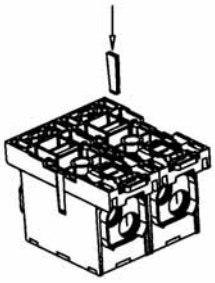

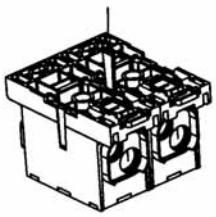

2A1279 accessory ordered separately.

Series PDBFS Enclosed Power Distribution Blocks

Series PDBFS

Part Number	Line				Load			
	CU Wire Range	Torque Lb-in (Nm)	Trim Length in (mm)	Hex Key	CU Wire Range	Torque Lb-in (Nm)	Trim Length in (mm)	Hex Key
PDBFS204	2/0 to 8 AWG 70 to 10mm²	110 (12.4)	0.850 (21.6)	3/16″	2/0 to 8 AWG 70 to 10mm²	110 (12.4)	0.970 (24.6)	3/16″
PDBFS220	2/0 to 8 AWG 70 to 10mm²	120 (13.6)	0.750 (19.0)	3/16″	4 to 6 AWG 25 to 16mm²	35 (4.0)	0.550 (14.0) top row, 0.850 (21.6) bottom row	1/8″
					8 AWG 10mm²	25 (2.8)		
					10 to 14 AWG 6 to 2.5mm²	20 (2.3)		
PDBFS303	350 Kcmil to 6 AWG 150 to 16mm²	275 (31.1)	1.350 (34.3)	5/16″	350 Kcmil to 6 AWG 150 to 16mm²	275 (31.1)	1.250 (31.8)	5/16″
PDBFS330	500 Kcmil to 6 AWG 240 to 16mm²	500 (56.5)	1.250 (31.8)	3/8″	2 to 3 AWG 35mm²	50 (5.7)	0.590 (15.0) top row 1.200 (30.5) bottom row	1/8″
					4 to 6 AWG 25 to 16mm²	45 (5.1)		
					8 AWG 10mm²	40 (4.5)		
					10 to 14 AWG 6 to 2.5mm²	35 (4.0)		
PDBFS377	300 Kcmil to 4 AWG 150 to 25mm²	275 (31.1)	1.15 (29.2) top row 1.400 (35.6) bottom row	1/4″	4 to 6 AWG 25 to 16mm²	35 (4.0)	0.550 (14.0) top row, 1.00 (25.4) middle row 1.220 (31.0) bottom row	1/8″
					8 AWG 10mm²	25 (2.8)		
					10 to 14 AWG 6 to 2.5mm²	20 (2.3)		
PDBFS500	350 Kcmil to 4 AWG 185 to 25mm²	275 (31.1)	1.250 (31.8)	5/16″	350 Kcmil to 4 AWG 185 to 25mm²	275 (31.1)	1.250 (31.8)	5/16″
PDBFS504	500 Kcmil to 6 AWG 240 to 16mm²	500 (56.5)	1.250 (31.8)	3/8″	500 Kcmil to 6 AWG 240 to 16mm²	500 (56.5)	1.250 (31.8)	3/8″

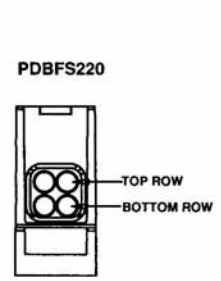

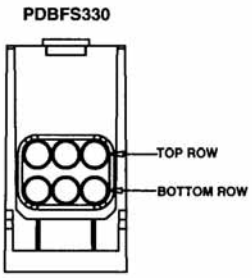

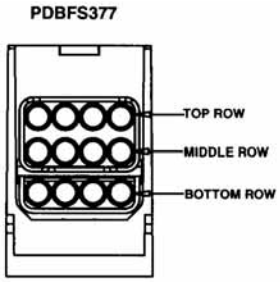

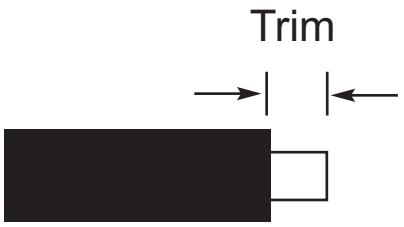

Wire Connector Hole Diameter		
Part Number	Line in (mm)	Load in (mm)
PDBFS204	0.450 (11.5)	0.450 (11.5)
PDBFS220	0.450 (11.5)	0.246 (6.25)
PDBFS303	0.720 (18.3)	0.720 (18.3)
PDBFS330	0.870 (22.1)	0.314 (8.0)
PDBFS377	0.687 (17.5)	0.265 (6.7)
PDBFS500	0.718 (18.2)	0.718 (18.2)
PDBFS504	0.875 (22.2)	0.875 (22.2)

Part No.	Minimum Enclosure Size
PDBFS204	16″ X 16″ X 6.75″
PDBFS220	16″ X 16″ X 6.75″
PDBFS303	36″ X 30″ X 12.625″
PDBFS330	24″ X 20″ X 6.75″
PDBFS377	24″ X 20″ X 6.75″
PDBFS500	36″ X 30″ X 12.625″
PDBFS504	36″ X 30″ X 12.625″

Series PDBFS Enclosed Power Distribution Blocks

Specific Conditions to Achieve IP-20 Finger-Safe Status for Series PDBFS

Part Number	Line				Load			
			IP-20				IP-20	
	Trim Length in (mm)	Installed Wire	Conductor Openings	Screw Opening	Trim Length in (mm)	Installed Wire	Conductor Openings	Screw Opening
PDBFS204	0.850 (21.6)	2/0 to 8 AWG 70 to 10mm²	Yes	Yes	0.970 (24.6)	2/0 to 8 AWG 70 to 10mm²	Yes	Yes
PDBFS220	0.750 (19.0)	2/0 to 8 AWG 70 to 10mm²	Yes	Yes	0.550 (14.0) top row, 0.850 (21.6) bottom row	4 to 14 AWG 25 to 2.5mm²	Yes	Yes
						screws fully opened	N/A	Yes
						no wire in hole	No	N/A
PDBFS303	1.350 (34.3)	350 Kcmil to 2/0 AWG 150 to 70mm²	Yes	Yes	1.250 (31.8)	350 Kcmil to 2/0 AWG 150 to 70mm²	Yes	Yes
		1/0 to 6 AWG 50 to 16mm²	No	Yes		1/0 to 6 AWG 50 to16mm²	No	Yes
PDBFS330	1.250 (31.8)	500 to 250 Kcmil 240 to 150mm²	Yes	Yes	0.590 (15.0) top row, 1.200 (30.5) bottom row	2 to 14 AWG 35 to 2.5mm²	Yes	Yes
		4/0 to 6 AWG 120 to 16mm2	No	Yes		screws fully opened	N/A	Yes
						no wire in hole	No	N/A
PDBFS377	1.15 (29.2) top row, 1.400 (35.6) bottom row	300 Kcmil to 4/0 AWG 150 to 120mm²	Yes	Yes	0.550 (14.0) top row, 1.00 (25.4) middle row, 1.220 (31.0) bottom row	4 to 14 AWG 25 to 2.5mm²	Yes	Yes
		3/0 to 4 AWG 95 to 25mm²	No	Yes				
		screws fully opened	N/A	No		screws fully opened	N/A	Yes
		no wire in hole	No	N/A		no wire in hole	Yes	N/A
PDBFS500	1.250 (31.8)	350 Kcmil to 2/0 AWG 185 to 70mm²	Yes	Yes	1.250 (31.8)	350 Kcmil to 2/0 AWG 185 to 70mm²	Yes	Yes
		1/0 to 4 AWG 50 to 25mm²	No	Yes		1/0 to 4 AWG 50 to 25mm²	No	Yes
		screws fully opened	N/A	No		screws fully opened	N/A	No
		no wire in hole	No	N/A		no wire in hole	No	N/A
PDBFS504	1.250 (31.8)	500 to 350 Kcmil 240 to 185mm²	Yes	Yes	1.250 (31.8)	500 to 350 Kcmil 240 to 185mm²	Yes	Yes
		300 Kcmil to 6 AWG 150 to 16mm²	No	Yes		300 Kcmil to 6 AWG 150 to 16mm²	No	Yes
		screws fully opened	N/A	No		screws fully opened	N/A	No
		no wire in hole	No	N/A		no wire in hole	No	N/A