Power Distribution & Terminal Blocks

Section Contents Page

Selection table for SCCR PDBs & Power terminal blocks 294

Power distribution blocks

Series PDBFS enclosed, with high SCCR 295

Series PDB with high SCCR 296

Power terminal blocks

Series 163 297-298

Series 11675 2- to 12-Pole quick-connect 299

Series 11725 2- to 4-Pole quick-connect 299

Series 160, 162, 163 & 165 299

Series 162, 163 & 165 power stud terminal blocks . . . 300

Series 160, 162, 163 & 165 power splicer blocks 300

Series 14002 Barrier terminal blocks 301

Series 14004 Dead front terminal block 301



Selection Table for SCCR Power Distribution Blocks and Power Terminal Blocks

Short-Circuit Current Rated Power Distribution Blocks

Cooper Bussmann offers three distinctly different styles of short-circuit current rated power distribution blocks (PDBs) and power terminal blocks (PTBs) to match different application needs. The differences are whether the power distribution blocks are enclosed or not, and whether they are UL1953 Listed PDBs or UL1059 Recognized PTBs, which have different minimum spacing requirements. The table on this page can assist in the selection of the right series for your application requirements.

Why these are important?

Assembly short-circuit current ratings (SCCRs) are now required in the 2008 NEC® and UL 508A Listed Industrial Control Panels. Marking the SCCR on Industrial Control Panels (NEC® 409.110), Industrial Machinery Electrical Panels (NEC® 607.3(A)), and HVAC equipment (NEC® 440.4(B)) is now required by the National Electrical Code. PDBs or PTBs not marked with a SCCR, typically are the weakest link and may limit an assembly to no more than 10kA SCCR. The PDBFS and PDB Series have increased spacing required where used in feeder circuits in equipment listed to UL508A (UL1059 PTBs must be evaluated for proper spacings). Also, for building wiring systems, the PDBFS Series and PDB Series power distribution blocks can be used to meet the new 2008 NEC® requirements in section 376.56(B) for PDBs in wireways.

Selection Table

Description	Catalog Page	UL	Enclosed	High SCCR*	Spacing** 1" Air 2" Surface	Industrial Control Panels UL 508A Branch Circuit	Industrial Control Panels UL 508A Feeder Circuit	HVAC UL 1995	Wireways NEC® 376.56(B) (Requires UL 1953)
Series PDBFS	295	UL 1953 Listed	Yes†	Yes	Yes	Yes	Yes	Yes	Yes
Series PDB	296	UL 1953 Listed	No***	Yes	Yes	Yes	Yes	Yes	Yes w/optional cover

†IP20 finger-safe under specific conditions, see datasheet 1149.
*When protected by proper fuse class with maximum ampere rating specified or less.
** See **PDB Spacing Requirements for Equipment** table below.
***Optional covers are available. Not IP20, but provide a safety benefit.
****No, except: Yes, if single pole units installed with proper spacings.

PDB & PTB Minimum Spacing Requirements for Equipment

UL Standard	Spacing between live parts of opposite polarity		Spacing between live parts and grounded parts or enclosure @600V
	Through air @600V	Over surface @600V	
508A Feeder Circuits	1″	2″	1″
508A Branch Circuits	⅜″	½″	½″
1995 HVAC	⅜″	½″	½″

Note: Refer to Specific UL standards for complete spacing details.



Series PDBFS



Series PDB

Data Sheet: 1049

COOPER Bussmann

Series PDBFS of Power Distribution Blocks

Feature/Benefits



- Enclosed, safer installation; IP20 finger-safe under specific conditions
- High short-circuit current ratings up to 200kA: PDBs do not have to be the weak link in achieving high SCCR for an industrial control panel
- Small footprint saves panel space
- Listed to UL 1953 which has minimum spacing requirements at 600V of at least 1" through air and 2" over surface required for feeders in UL 508A Industrial Control Panels
- For 2D CAD drawings visit www.cooperbussmann.com

Agency/Standards

- UL Listed 1953, Guide QPQS, File E256146
- CSA Certified, Class 6228-01, File 15364
- IEC 60947-7-1
- IEC 60529, IP20 (finger-safe) under specific wiring conditions

Electrical

- 600Vac/dc (UL 1953), 690Vac/dc (IEC)
- IP20 finger-safe under specific conditions
- Short-circuit current ratings up to 200kA, see table
- Ampacities up to 760 amps
- Cu wire range 14 AWG to 500 kcmil or 2.5 to 240 mm²

Mechanical

- DIN rail or panel mount; PDBFS330 & PDBFS504 panel mount only
- Captive termination screws; screws do not get misplaced
- Wire ready: captive termination screws shipped backed out to save time on conductor installations
- Sliding DIN rail latch for easy mounting
- Single pole, gang mountable for multiple pole applications with interlocking dovetail accessory (optional)
- Flammability, UL 94V0
- Tin-plated Al connectors suitable for Cu conductors
- Elongated hole for panel mounting; easier mounting with greater flexibility in matching up with drilled panel holes
- Part 2A1279: Interlocking dovetail pin accessory
  One pin interlocks two units, two pins to interlock three units
- DIN rail end anchors required to prevent damage to block when torquing

Series PDBFS

Electrical		Terminal Copper Conductor Capability			Short-Circuit Current Rating Data						
		Line	Load	Configuration	Conductors		Max Fuse Class & Amp**				
Catalog Number (All Single Pole)	Amps	Wire Range	Wire Range	Openings per Pole: Line / Load	Line AWG or kcmil	Load AWG or kcmil	J LPJ	T JJS JJN	RK1 LPS-RK LPN-RK	RK5 FRS-R FRN-R	SCCR
PDBFS204	175A	2/0 to 8 AWG 70 to 10 mm²	2/0 to 8 AWG 70 to 10 mm²	1 / 1	2/0 to 8	2/0 to 8	200	200	100	60	200kA
PDBFS220	175A	2/0 to 8 AWG 70 to 10 mm²	4 to 14 AWG 25 to 2.5 mm²	1 / 2	2/0 to 8	4 to 12	200	200	100	60	200kA
						14	175	175	100	60	100kA
							200	200	100	60	50kA
PDBFS303	310A	350kcmil to 6 AWG 185 to 16 mm²	350kcmil to 6 AWG 185 to 16 mm²	1 / 1	350 to 6	350 to 6	400	400	200	100	200kA
PDBFS330	380A	500kcmil to 6 AWG 240 to 16 mm²	2 to 14 AWG 35 to 2.5 mm²	1 / 2	500 to 6	2 to 6	400	400	200	100	200kA
						8 to 14	200	200	100	30	50kA
							175	175	100	30	100kA
PDBFS377	570A	300kcmil to 4 AWG 150 to 12 mm²	4 to 14 AWG 25 to 2.5 mm²	2 / 2	300	4 to 8	600	600	400	200	200kA
					250 to 4	4	600	600	400	200	50kA
						6 to 14	200	200	100	30	50kA
PDBFS500	620A	350kcmil to 4 AWG 185 to 12 mm²	350kcmil to 4 AWG 185 to 12 mm²	2 / 2	350	350	600	600	400	200	200kA
					300 to 4	300 to 4	600	800*	600	200	100kA
PDBFS504	760A	500kcmil to 6 AWG 240 to 16 mm²	500kcmil to 6 AWG 240 to 16 mm²	2 / 2	500	500	600	800*	600	400	200kA
							600	800*	600	600	100kA
					400 to 6	400 to 6	600	600	400	200	100kA

Ampacities 75ºC per NEC® Table 310.16 and UL 508A Table 28.1
*Class L 800A (KRP-C 800_SP) or less fuses suitable for this particular SCCR case.
** Class G 60A (SC-60) or less or Class CC 30A (LP-CC-30, FNQ-R-30, KTK-R-30) or less are suitable for all SCCRs in this table.

Data Sheet: 1049

Series PDB of Power Distribution Blocks



Feature/Benefits
- High short-circuit current ratings up to 200kA. These PDBs do not have to be the weak link in achieving high SCCR for an industrial control panel
- Listed to UL 1953 which has minimum spacing requirements at 600V of at least 1" through air and 2" over surface required for feeder in UL 508A Industrial Control Panels
- For 2D CAD drawings visit www.cooperbussmann.com

Agency/Standards
- UL Listed 1953, Guide QPQS, File E256146

Electrical
- 600Vac/dc (UL 1953)
- Short-circuit current ratings up to 200kA, see table
- Wire range 14 AWG to 350 kcmil Cu
- Spacing between uninsulated opposite polarities or ground meets UL 1953 which requires at least 1" through air and 2" over surface
- Ratings available with circuit breakers

Mechanical
- Panel mount
- Flammability, UL 94V0
- Tin-plated Al connectors suitable for Cu conductors

Optional covers
Covers are ordered for each individual pole, i.e., three 1-pole covers for 3-pole block, see table A.
Except PDB321 blocks have one cover for 1, 2 or 3 pole versions, see table B.

Table A

Block	Cover
PDB2XX-(pole):	CPB162-1
PDB3XX-(pole):	CPDB-1

Table B

Block	Cover
PDB321-1	CPDB-1
PDB321-2	CPDB-2
PDB321-3	CPDB-3

Series PDB

		Terminal Copper Conductor Capability			Short-Circuit Current Rating Data						
		Line	Load	Configuration	Conductors		Max Fuse Class & Amp*				
Catalog Number - Pole	Amps	Wire Range	Wire Range	Openings per Pole: Line / Load	Line AWG or kcmil	Load AWG or kcmil	J LPJ	T JJS JJN	RK1 LPS-RK LPN-RK	RK5 FRS-R FRN-R	SCCR
PDB204-1 PDB204-3	175A	2/0 - 8 AWG	2/0 - 8 AWG	1 / 1	2/0 - 8	2/0 - 8	200	200	200	60	200kA
PDB220-1 PDB220-3	175A	2/0 - 8 AWG	4 - 14 AWG	1 / 2	2/0 - 8	4 - 12	200	200	200†	60†	200kA
						14	175†	175†	100†	60†	100kA
							200†	200†	100†	60†	50kA
PDB280-1 PDB280-3	175A	2/0 - 8 AWG	1/4-20 X 3/4 STUD	1 / 1	2/0 - 8	Stud	200	200	100	60	200kA
PDB321-1 PDB321-2 PDB321-3	175A	2/0 - 8 AWG	4 - 14 AWG	1 / 3	2/0 - 8	4 -12	400	400	200†	100†	200kA
							400†	400†	400†	100†	100kA
						14	175†	175†	100†	60†	100kA
PDB323-1 PDB323-3	310A	300kcmil - 4 AWG	4 - 12 AWG	1 / 3	300 - 4	4 - 8	400	400	200†	100†	200kA
							400†	400†	400†	100†	100kA
						10 - 12	175†	175†	100†	60†	100kA
PDB370-1 PDB370-3	310A	350kcmil - 4 AWG	4 - 14 AWG	1 / 4	350 - 4	4 - 8	400	400	200†	100†	200kA
						10 - 14	400†	400†	400†	100†	100kA
							175†	175†	100†	60†	100kA
PDB371-1 PDB371-3	310A	350kcmil - 4 AWG	(6) 2 - 12 AWG (3) 1/0-12	1 / 7	350 - 4	1/0 - 6	400	400	200†	100†	200kA
							400†	400†	400†	100†	100kA
						8 - 12	175†	175†	100†	60†	100kA

Ampacities 75ºC per NEC® Table 310.16 and UL508A Table 28.1
* Class G 60A (SC-60) or less or Class CC 30A (LP-CC-30, FNQ-R-30_SP, KTK-R-30) or less are suitable for all these SCCR in this table.
† Higher SCCR may be available, check data sheet 1149.

Data Sheet: 1049

Series 163 Power Terminal Blocks

163 Series

Replaces Cooper Bussmann® 164 Series



Specifications

Description: Power terminal block.

Dimensions: See Dimensions illustrations.

Construction: Tin-plated aluminum connectors.

Poles: 1- to 3-Poles, See Catalog Numbers table on the following page.

Wire Range: See Catalog Numbers table on the following page.

Ratings:

Volts: — 600Vac/dc

Amps: — See catalog Numbers table on the following page.

SCCR: — 10kA per UL 508A table SB4.1

Agency Information: CE, UL Recognized: Guide XCFR2, UL E221592, General Industrial Class per UL1059, CSA Certified: CSA LR15364

Flammability Rating: UL 94V0

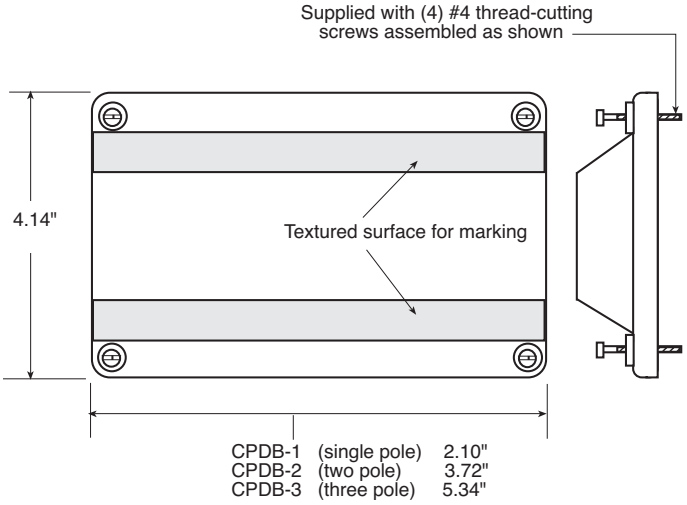

Dimensions

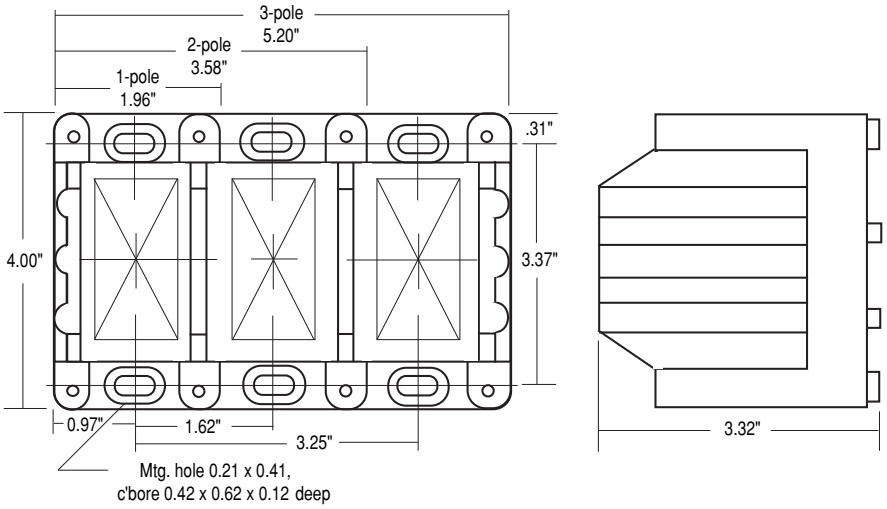

(See Following Page for Ratings)

Data Sheet: 1049

Series 163 Power Terminal Blocks

Catalog Numbers

Basic Catalog Numbers	Wire Size (Poles) Lineside	(Poles) Loadside	Amps/ Pole	Line/Load
16301*	250kcmil-6 AWG Cu Only	250kcmil-6 AWG Cu Only	255	
16303	350kcmil-6 AWG Cu-Al	350kcmil-6 AWG Cu-Al	310	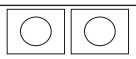
16306	500kcmil-6 AWG Cu-Al	500kcmil-6 AWG Cu-Al	380	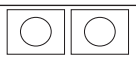
16321	2/0-14 AWG CU, 2/0-8Al	(6)4-14 AWG Cu, 4-8 AWG Al	175	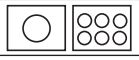
16323	350kcmil-6 AWG Cu-Al	(6)4-14 AWG Cu, 4-12 AWG Al	310	
16325	(2)2/0-14 AWG Cu, 2/0-8 AWG Al	(6)4-14 AWG Cu, 4-8 AWG Al	350	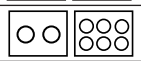
16330	500kcmil-6 AWG Cu-Al	(6) 2-14 AWG Cu, 2-12 AWG Al	380	
16332	350kcmil-6 AWG Cu-Al	(3) 2-14 AWG Cu, 2-8 AWG Al (2) 1/0-14 AWG Cu, 1/0-8 AWG Al	310	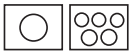
16335	500kcmil-6 AWG Cu-Al	(3) 2-14 AWG Cu, 2-8 AWG Al (2) 1/0-14 AWG Cu, 1/0-8 AWG Al	380	
16370	350kcmil-6 AWG Cu-Al	(12)4-14 AWG Cu, 4-12 AWG Al	310	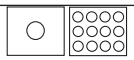
16371	350kcmil-6 AWG Cu-Al	(6) 2-14 AWG Cu, 2-8 AWG Al (3) 1/0-14 AWG Cu, 1/0-8 AWG Al	310	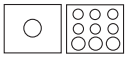
16372	350kcmil-6 AWG Cu-Al	(21) 10-14 AWG Cu, 10 AWG Al	310	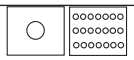
16373	350kcmil-6 AWG Cu-Al	(14) 10-14 AWG Cu, 10 AWG Al (3) 1/0-14 AWG Cu-Al	310	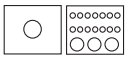
16375	600kcmil-2 AWG Cu-Al	(12)4-14 AWG Cu, 4-12 AWG Al	420	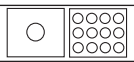
16376	600kcmil-2 AWG Cu-Al	(6) 2-14 AWG Cu, 2-8 AWG Al (3) 1/0-14 AWG Cu, 1/0-8 AWG Al	420	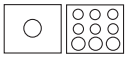
16377	(2)300kcmil-4 AWG Cu-Al	(12)4-14 AWG Cu, 4-12 AWG Al	570	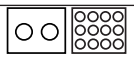
16378	500kcmil-6 AWG Cu-Al	Stud Size (2) 1/4-20 x 1	380	
16383	500kcmil-6 AWG Cu-Al	Stud Size (1) 3/8-16 x 1	380	
16390	⅜-16 x 1⅛ Stud Size	⅜-16 x 1⅛ Stud Size	250	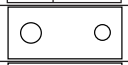
16394	½-13 x 1 1/16 Stud Size	½-13 x 1 1/16 Stud Size	400	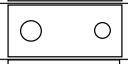
16395	⅜-16 x 1 7/16 Stud Size	(2) ¼-20 x 9/16 Stud Size	310	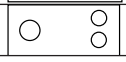

*Copper connectors for use with copper wire only.

Ordering Information

163 Series blocks are available in 1-, 2- or 3-poles. To order: Basic Catalog Number + Number of poles.

Examples: 16301-1 = one-pole block
16301-3 = three-pole block

Data Sheet: 1049

Power Terminal Blocks

Series 11675



Specifications

Description: Screw connection line side, (3) 0.250" quick-connect load side power terminal block.

Poles:
2- to 12-poles.

Wire Range:
8 – 14 AWG Cu.

Ratings:

Volts: — 250Vac/dc

Amps: — Up to 40A

SCCR: — 10kA per UL 508A table SB4.1

Agency Information: CE, Guide XCFR2, UL E62622; CSA LR15364.

Torque Rating: 9 lb-in max.

Catalog Numbers

Catalog Numbers	Poles	Catalog Numbers	Poles
11675-2	2	11675-8	8
11675-3	3	11675-9	9
11675-4	4	11675-10	10
11675-5	5	11675-11	11
11675-6	6	11675-12	12
11675-7	7		

Series 11725



Specifications

Description: Screw connection line side, (4) 0.250" quick-connect load side power terminal block.

Poles: 2-, 3- or 4-poles.

Wire Range: 2 – 14 AWG Cu/8 AWG Al.

Ratings:

Volts: — 600Vac/dc

Amps: — Up to 70A

SCCR: — 10kA per UL 508A table SB4.1

Agency Information: CE, UL Guide XCFR2, E62622; CSA LR15364.

Torque Rating: 45 lb-in max.

Catalog Numbers

Catalog Numbers	Poles
11725-2	2
11725-3	3
11725-4	4

Series 160, 162, 163 & 165



Specifications

Description: Power terminal blocks.

Construction: Molded black thermoplastic.

Wire Range: See Catalog Numbers table.

Poles:
Series 160: 2-, 3- or 4-poles

Series 162, 163 and 165: 1-, 2- or 3-poles

Ratings:

Volts: — 600Vac/dc

Amps: — Up to 1520A

SCCR: — 10kA per UL 508A table SB4.1

Agency Information: CE, Guide XCFR2, UL E221592 General Industrial Class per UL 1059; CSA Class 6228-01, File 53787.

Flammability Rating: UL 94V0.

Catalog Numbers

Catalog Numbers	Line Connection	Load Connection	Connector Material & Ampacity	Agency Information
16021*	2/0-#14Cu, 2/0-#8Al	(6)#4-#14Cu, #4-#8Al	175A	UL/CSA
16023*	350kcmil-#6Cu/Al	(6)#4-#14Cu, #4-#12Al	310A	UL/CSA
16220	2/0-#14Cu, 2/0-#8Al	(4)#4-#14Cu, #4-#8Al	175A	UL/CSA
16321	2/0-#14Cu, 2/0-#8Al	(6)#4-#14Cu, #4-#8Al	175A	UL/CSA
16323	350kcmil-#6Cu/Al	(6)#4-#14Cu, #4-#12Al	310A	UL/CSA
16325	(2)2/0-#14Cu, 2/0-#8Al	(6)#4-#14Cu, #4-#8Al	350A	UL/CSA
16330	500kcmil-#6Cu/Al	(6)#2-#14Cu, #2-#12Al	380A	UL/CSA
16332	350kcmil-#6Cu/Al	(3)#2-#14Cu, #2-#8Al (2)1/0-#14Cu, 1/0-#8Al	310A	UL/CSA
16335	500kcmil-#6Cu/Al	(3)#2-#14Cu, #2-#8Al (2)1/0-#14Cu, 1/0-#8Al	380A	UL/CSA
16370	350kcmil-#6Cu/Al	(12)#4-#14Cu, #4-#12Al	310A	UL/CSA
16371	350kcmil-#6Cu/Al	(6)#2-#14Cu, #2-#8Al (3)1/0-#14Cu, 1/0-#8Al	310A	UL/CSA
16372	350kcmil-#6Cu/Al	(21)#10-#14Cu, #10Al	310A	UL/CSA
16373	350kcmil-#6Cu/Al	(3)1/0-#14Cu/Al (14)#10-#14Cu, #10Al	310A	UL/CSA
16375	600kcmil-#2Cu/Al	(12)#4-#14Cu, #4-#12Al	420A	UL/CSA
16376	600kcmil-#2Cu/Al	(6)#2-#14Cu, #2-#8Al (3)1/0-#14Cu, 1/0-#8Al	420A	UL/CSA
16377	(2)300kcmil-#4Cu/Al	(12)#4-#14Cu, #4-#12Al	570A	UL/CSA
16400	(4)500kcmil-#6Cu/Al	(22)#2-#14Cu/Al	1520A	UL/CSA
16528	(2)600kcmil-#2Cu/Al	(4)3/0-#6Cu/Al (4)#4-#14Cu/Al	840A	UL/CSA
16530	(2)500kcmil-#6Cu/Al	(12)#4-#14Cu/Al	760A	UL/CSA
16541	(1)500kcmil-#6Cu/Al	(21)#6-#14Cu/Al	380A	UL/CSA

*160 Series Bases have mounting holes outside the barriers. Other bases (162 through 165) have mounting holes within barriers. See Data Sheet for dimensional drawings.

How To Order

Catalog Number + # of Poles

Example: 16021 – 3 (complete part number)

Optional Covers:

160 Series: CPB160 - (pole)
162 Series: CPB162 - (pole)
163 Series: CPDB- (pole)
165 Series: CPDB165 (1 for each pole)

Data Sheets: 1117 (Series 160, 162, 165); 1148 (Series 163)

Power Terminal Blocks: Stud & Splicer

Series 162, 163 & 165





Specifications

Description: Power stud terminal blocks.

Construction: Molded black thermoplastic.

Poles: 1-, 2- or 3-poles.

Wire Range: See Catalog Numbers table.

Ratings:

Volts: — 600Vac/dc

Amps: — Up to 760A

SCCR: — 10kA per UL 508A table SB4.1

Agency Information: CE, Guide XCFR2, UL E221592 General Industrial Class per UL 1059; CSA Class 6228-01, File 53787.

Flammability Rating: UL 94V0.

Stud Block Catalog Numbers

Catalog Numbers	Line Connection (Poles)	Load Connection (Poles)	Material & Ampacity	Connector Agency Information	
Connector to Stud					
16280	2/0-#14Cu-Al	¼-20 X ¾ Stud	Al-175A	UL	—
16281	2/0-#14Cu-Al	¼-20 Tapped hole	Al-175A	UL	—
16378	500kcmil-#6Cu-Al	(2)¼-20 x 1 Stud	Al-380A	UL	CSA
16383	500kcmil-#6Cu-Al	(1)⅜-16 x 1 Stud	Al-380A	UL	CSA
16582	(2)500kcmil-#6Cu-Al	(2)⅜-16 x 1⅜ Stud	Al-760A	UL	CSA
Stud to Stud					
16290	¼-20 x ¾ Stud	¼-20 x ¾ Stud	Cu-175A	UL	—
16390	⅜-16 x 1⅛ Stud	⅜-16 x 1⅛ Stud	Cu-250A	UL	CSA
16394	½-13 x 1⅛ Stud	½-13 x 1⅛ Stud	Cu-400A	UL	CSA
16395	⅜-16 x 1⅛ Stud	(2)¼-20 x ⅝ Stud	Cu-310A	UL	CSA
16591	⅜-16 x 1⅛ Stud	(2)⅜-16 x 1⅛ Stud	Cu-400A	UL	CSA
16593	½-13 X 1 Stud	½-13 X 1 Stud	Cu-600A	UL	CSA

Nuts are not supplied with blocks

How To Order

Catalog Number + # of Poles

Example: 16000 – 3 (complete part number)

Optional Covers:

160 Series: CPB160 - (pole)
162 Series: CPB162 - (pole)
163 Series: CPDB - (pole)
165 Series: CPDB165 (1 for each pole) - new style
CPB165 - (pole) - old style

For Short-circuit current rated stud power distribution blocks, go to the Series PDB and Series 162 & 163 with high SCCR.

Data Sheets: 1117 (Series 162, 165); 1148 (Series 163)

Series 160, 162, 163 & 165



Specifications

Description: Power splicer terminal blocks.

Construction: Molded black thermoplastic.

Wire Range: See Catalog Numbers table.

Poles: Series 160: 2-, 3- or 4-poles
Series 162, 163 and 165: 1-, 2- or 3-poles

Ratings:

Volts: — 600Vac/dc

Amps: — Up to 620A

SCCR: — 10kA per UL 508A table SB4.1

Agency Information: CE, Guide XCFR2, UL E221592 General Industrial Class per UL 1059; CSA Class 6228-01, File 53787.

Flammability Rating: UL 94V0.

Catalog Numbers

Catalog Numbers	Line Connection	Load Connection	Connector Material & Ampacity	Agency Information
16000*	2/0-#8Cu/Al	2/0-#8Cu/Al	Al-175A	UL
16003*	250kcmil-#6Cu Only	250kcmil-#6Cu Only	Cu-255A	UL
16005*	350kcmil-#6Cu/Al	350kcmil-#6Cu/Al	Al-310A	UL
16200	#2-#14Cu, #2-#8Al	#2-#14Cu, #2-#8Al	Al-115A	UL
16201	1/0-#14Cu Only	1/0-#14Cu Only	Cu-150A	UL
16204	2/0-#8Cu/Al	2/0-#8Cu/Al	Al-175A	UL
16301	250kcmil-#6Cu Only	250kcmil-#6Cu Only	Cu-255A	UL/CSA
16303	350kcmil-#6Cu/Al	350kcmil-#6Cu/Al	Al-310A	UL/CSA
16306	500kcmil-#6Cu/Al	500kcmil-#6Cu/Al	Al-380A	UL/CSA
16500	(2)350kcmil-#4Cu/Al	(2)350kcmil-#4Cu/Al	Al-620A	UL/CSA
16504	(2)500kcmil-#6Cu/Al	(2)500kcmil-#6Cu/Al	Al-760A	UL/CSA

*160 Series Bases have mounting holes outside the barriers. Other bases (162 through 165) have mounting holes within barriers. See Data Sheet for dimensional drawings.

How To Order

Catalog Number + # of Poles

Example: 16000 – 3 (complete part number)

Optional Covers:

160 Series: CPB160 - (pole)
162 Series: CPB162 - (pole)
163 Series: CPDB - (pole)

For Short-circuit current rated and/or finger-safe splicer blocks, go to the Series PDBFS, Series PDB or Series 162 & 163 with high SCCR.

Data Sheets: 1117 (Series 160, 162, 165); 1148 (Series 163)

Power Terminal Blocks: Barrier & Dead Front

Series 14002



Specifications

Description: Barrier terminal block.

Poles: 2- to 6-poles.

Wire Range: 2 – 14 AWG Cu/8 AWG Al.

Ratings:

Volts: — 600Vac/dc

Amps: — 115A

SCCR: — 10kA per UL 508A table SB4.1

Agency Information: CE, Guide XCFR2, UL E62622; CSA LR15364.

Torque Ratings*: 2-3, 50 lb-in; 4-6, 45 lb-in; 8, 40 lb-in; 10-14, 35 lb-in.

*Consult factory for torque ratings for CP and Q options.

Marking: Marking strip optional, consult factory.

Options For Load Side Connector

CP: Sems pressure plate, rated 60A, 600V

Q: Quick-Connect, rated 50A, 600V

To order options, enter letter code in front of Catalog Number: i.e., CP14002-2.

Catalog Numbers

Catalog Numbers	Poles	Catalog Numbers	Poles
14002-2	2	14002-5	5
14002-3	3	14002-6	6
14002-4	4		

Series 14004



Specifications

Description: Dead front terminal block.

Poles: 2 to 12 poles.

Wire Range: 4 – 14 AWG Cu/8 AWG Al.

Ratings:

Volts: — 600Vac/dc

Amps: — 90A

SCCR: — 10kA per UL 508A table SB4.1

Agency Information: CE, Guide XCFR2, UL E62622; CSA LR15364.

Marking: Marking strip optional, consult factory.

Catalog Numbers

Catalog Numbers	Poles	Catalog Numbers	Poles
14004-2	2	14004-8	8
14004-3	3	14004-9	9
14004-4	4	14004-10	10
14004-5	5	14004-11	11
14004-6	6	14004-12	12
14004-7	7		

COOPER Bussmann





Connectors

Selection and Specifications that Simplify Wiring

COOPER Bussmann