TABLE OF CONTENTS






Fiber Cables & Hardware

- Custom Fiber 4-6
- Laser-Optimized 9-10
- Bend Tolerant & Low Loss Cable Assemblies 11-16
- Multimode 17-20
- Single-mode 21-23
- Fiber Connectivity & Accessories. 24-26
- LC Uniboot 27
- Mode Conditioning 28-30
- MTP 31-33
- Fiber Optic Hardware 34-36
- Media Converters & Chassis. 37-38
- Fiber Optic Testers & Accessories 39-48

Copper Network Cables

- Cat5e 51-52
- Cat6 53
- Cat6a 54
- Telco Cables. 55
- Cat5e 110 56
- Phone Cords & RJ Couplers 57
- Specialty 58-60

RapidRun

- Applications. 63-64
- Analog Solutions. 65-66
- Integrated Wall Plates 67-68
- Integrated Wall Plates & Flying Leads 69-70
- Single Gang Wall Plates & Flying Leads 71-75
- Accessories. 76-77
- Digital Solutions 78-82

Audio/Video Cables & Devices

- HDMI & DVI. 85-90
- Component Video 91-92
- S-Video. 93-94
- Composite Video 95-96
- F-Type Cables 97
- Audio 98-103
- Plenum Rated Audio/Video. 104-105
- Plenum Rated Low Profile 106
- Sub & Speaker Cables. 107
- A/V Wall Plates 108
- Active Devices 109-120

PC/Computer Cables, Devices & Accessories

- Monitor & Projector 123-129
- Splitters & Extenders 130-133
- Keyboard & Mouse 134
- Wireless Solutions. 135-136
- Serial Parallel. 137-138
- All-Lines. 139
- USB. 140-150
- Power Cords. 151-156
- Cable Management. 157

We Provide Complete SOLUTIONS

Quiktron is a leading manufacturer of standard and custom fiber optic and copper cable assemblies, offering Audio/Video connectivity for the datacomm and telecommunication industries. Our Mission is to enrich lives through connectivity while providing an extraordinary customer experience.

We specialize in –

- Data Centers
- Education
- Healthcare



We have a vast amount of expertise and experience when it comes to providing reliable Data Center Solutions. Whether creating, expanding or optimizing, our team of experts understands the challenges of constructing and running current and future Data Centers. We can help whether you are rebuilding, relocating, expanding, consolidating, improving efficiencies or a combination of any of these needs. With our comprehensive solutions, you can get exactly what you need to construct and operate your Data Center.

DATA CENTER SOLUTIONS



Schools must position themselves as a place where students want to learn. Ever-changing technologies coupled with shrinking budgets make technology upgrades more important and more challenging than ever before. Quiktron takes a holistic approach to meeting the demanding requirements of the education market.

We understand how to meet the innovative needs of today, while preparing for the ever changing education facilities of the future. Schools everywhere are upgrading and adding technologies that support interactive and collaborative environments where teachers and students have easy to use tools and systems that enable students to experience more personal and engaging ways of learning, which allows them to flourish.

EDUCATION SOLUTIONS



Architects and Healthcare Facility Planners across North America are designing technology-rich spaces that cater to patients. State-of-the-art technology has made the model of shuttling the patient around the hospital extinct. Healthcare providers are now able to accommodate multiple levels of care in the patient's own environment - the patient's room.

Common applications include:

- Conference Rooms
- Board Rooms
- Training Rooms
- Surgical Theaters
- Nurses' Stations
- Patient Waiting Area
- Digital Signage

HEALTHCARE SOLUTIONS











Fiber Cables & Hardware

Since 1992, Quiktron has been the premier manufacturer of high performance fiber optic cables nationwide. Whether you are looking for standard or custom fiber cables, Quiktron can provide the ideal solution for your requirements based on your timeframe and within your budget. Our products range from simple to complex, standard to custom - all available for quick delivery and backed by customer support that is unparalleled in the marketplace.

Whether your application requires simple patch cables, complex multi-strand pre-terminated trunk cables or something in between, Quiktron has the experience, expertise and capabilities to meet virtually any fiber optic cable requirement in a timeframe that moves at the speed of your business. In fact, many standard fiber cables are available for same day shipment and most custom fiber assemblies are available to ship in just two business days.

We consistently stretch our limits to ensure that we are providing you the most personal, knowledgeable and timely service in finding the right fiber cable for your application. Contact your customer service representative for more information on Quiktron's fiber optic cable solutions.

In This Section:

- Custom Fiber 4-6
- Laser-Optimized 9-10
- Bend Tolerant & Low Loss Cable Assemblies. . . . 11-16
- Multimode 17-20
- Single-mode 21-23
- Fiber Connectivity & Accessories 24-26
- LC Uniboot 27
- Mode Conditioning 28-30
- MTP 31-33
- Fiber Optic Hardware. 34-36
- Media Converters & Chassis 37-38
- Fiber Optic Testers & Accessories. 39-48



pg. 24



pg. 27



pg. 34



pg. 40

FIBER CABLE COMPARISON

Flexible Fiber Choices from Quiktron

Quiktron can produce virtually any type of fiber optic patch cable or multi-fiber break-out cable quickly and cost effectively. Standard multimode (50 and 62.5µm), 10 gigabit laser-optimized and single-mode assemblies are a core part of our business. We also provide patch cables, attenuators, node/drop service cables, fiber optic launch boxes and multi-fiber assemblies to ensure that our customers receive exactly what they need.

Corning Gold Series Fiber Solutions



- Strand counts from 1 to 288
- All cables and connectors are built to Quiktron and industry standards
- Wide variety of connectors available including ST, SC, LC, FC, MTRJ, MTP and more
- Insertion loss and reflectance measurements that meet or exceed industry standards
- Ultra PC, and Angled PC connector polishing options
- Advanced automated assembly and polishing techniques
- Factory termination results in superior performance compared to field terminated cables
- 9µm single-mode, 50µm, 10 gigabit laser-optimized or 62.5µm multimode fiber
- All Corning Gold Series fiber patch cables are included in the 25-year extended warranty offered on complete LANscape® Solutions installations
- Ships in as little as two business days

Q-Series Fiber Solutions



- Strand counts from 1 to 288
- Insertion loss and reflectance measurements that meet or exceed industry standards
- Domestically manufactured using the highest quality components
- All cables and connectors are built to Quiktron and industry standards
- Wide variety of connectors available including ST, SC, LC, FC, MTRJ, MTP and more
- Ultra PC, and Angled PC connector polishing options
- Advanced automated assembly and polishing techniques
- Factory termination results in superior performance compared to field terminated cables
- 9µm single-mode, 50µm, 10 gigabit laser-optimized or 62.5µm multimode fiber
- Ships in as little as two business days

Value Series Fiber Solutions



- All cables and connectors are built to industry standards
- Wide variety of connectors available including ST, SC, LC, FC, MTRJ, MTP and more
- Insertion loss and reflectance measured on every connector
- We offer Ultra PC, and Angled PC connector polishing options
- Factory termination results in superior performance compared to field terminated cables
- 9µm single-mode, 50µm, 10 gigabit laser-optimized or 62.5µm multimode fiber
- Simplex and duplex cable
- Available for same day shipping

Quiktron Custom Fiber Solutions

Quiktron is regarded as the leader in providing custom fiber optic solutions. We specialize in providing multi-fiber assemblies, including MTP®, that meet our customers' specifications and time requirements. These cables save field termination time and money, while providing a superior factory termination. We carefully construct these cables with the installer in mind to ensure reliability and simplicity for any type of application. All connector types are available up to 288-count fiber cable, in custom lengths and colors. Identification labels, pulling eyes and installer-friendly spools make these cables a great option for both indoor and outdoor applications.

Key Benefits of Quiktron Custom Fiber Solutions

Faster, Easier Installation

- With no fiber preparation, termination kits or specialized termination training required, Quiktron Custom Fiber Solutions save installers time and money
- Pulling eyes, identification labels, and spooled solutions reduce the amount of time required for installation

Improved Performance

- Cables are fully tested and ready for installation
- Factory terminated connectors provide improved end to end performance

Greater Savings

- Quiktron Custom Fiber Solutions reduce waste caused by improper field termination
- Reduce the overhead required to outfit field installers with multiple types of fiber, connectors, and tools
- Reduce the number of hours required for installation

Quick Turn-Around Time

- Custom Pre-terminated Fiber Solutions ship in as little as two business days

Frequently Requested Custom Fiber Options

- 62.5/125µm and 50/125µm multimode fiber
- 10 Gigabit laser-optimized 50/125µm multimode liber (LOMMF)
- 9/125 single-mode fiber
- Mode conditioning patch cables
- Multi-fiber solutions (pre-terms)
- MTP trunk and break-out cables
- Custom solutions for plenum, low-smoke zero halogen, direct burial, and riser applications
- ST, SC, LC, FC, MTRJ, Escon®, MTP connectors
- Identification labels
- Pulling eyes
- Installer-friendly spools for faster and easier installation







Quiktron Optical Fiber Cable Solutions

Core Types

- 62.5/125µm and 50/125µm standard multimode
- 10 gigabit laser-optimized 50/125µm multimode
- 9/125 single-mode
- Mode conditioning

Fiber Count and Construction

- 1-288 strands
- Simplex cable
- Duplex zipcord
- Multi-strand break-out cable
- Distribution cable
- Loose tube
- Indoor/outdoor

Jacket Types

- PVC - Also referred to as OFNR; for use in riser applications
- Plenum - For use in air spaces; when exposed to extreme heat or flames do not emit toxic chlorine gases; this designation is required by the NEC to be stamped on all cable jackets that meet this rating

Specialty Fiber Types

Fiber specifically designed to be installed outside, either underground or from pole to pole

Direct burial

- Armored fiber which is designed to be buried; resistant to environment and rodent penetration

Underground

- Non-armored fiber designed to be installed in a conduit outside

Fiber With Messenger

- Built in metal cable to attach to buildings/poles for support

Lash-able

- Designed to be attached with metal bands (lashed) to existing cable

Self Supporting

- Extra rugged to support it's own weight over a specific span; does not have a messenger wire attached

Interlocking Armor

- Interlocking armored fiber has a built in armor surrounding the cable jacket enabling it to be installed without conduit

Additional Multi-Fiber Options

- Installer-friendly spools
- Pulling eyes
- Identification labels
- Low-smoke zero halogen cables
- Availability in riser (OFNR) or plenum (OFNP) rated jackets
- Military specs available
- Pre-terminated cables over 100ft are typically shipped on a double lipped spool for ease of installation and protection

Simplex Cable



Duplex Zipcord



2 Fiber Count



4 Fiber Count



12 Fiber Count



Distribution Cable



Creating Your Pre-Terminated Multi-Fiber Assembly Part Number

Creating your custom multi-fiber part number is easy. Below is a step by step guide to creating your custom multi-fiber assembly part number. For additional assistance, please contact your Quiktron representative.

1. Select the assembly type from the options in the Assembly Type Chart
2. Note the fiber count (2-288)
3. Select your connector types and choose the correct codes from the Connector Types Chart
4. Select your multi-fiber cable types and select the correct codes from the Multi-Fiber Cable Types Chart
5. Note the length of your cable in feet (Example: 6 feet would be 006)
6. Select your fiber types and choose the correct codes from the Multi-Fiber Types Chart
7. Finally, select any special options and choose the correct code from the Special Options Chart

You can also use our online fiber configurator by visiting www.quiktron.com/custom_cables.asp

Pre-Terminated Multi-Fiber Assembly Part #'s

Part number example: 824-M41M-100S =
MTP®/SC trunk on 24 fiber MIC riser cable; 100 feet; Single-mode fiber

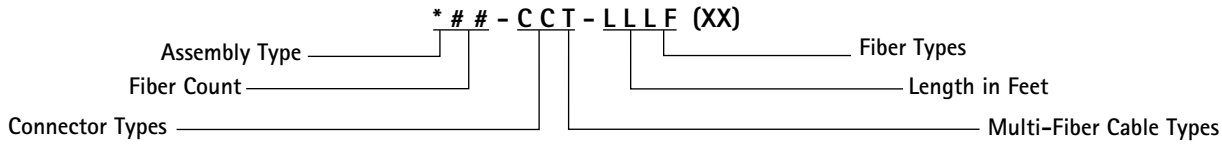

*** (Assembly Type)**

8	Q-Series
AC	All Corning

(Fiber Count)

2	288

C (Connector Types)

0	Blunt (Flying Lead)
1	ST (Standard 50µm & 62.5)
2	ST (10Gig 50µm & SM)
3	SC (Standard 50µm & 62.5)
4	SC (10Gig 50µm & SM)
5	FDDI Ceramic
6	FC Ceramic
7	SMA 906
8	SC/APC
9	FC/APC
M	MTP
MT	MTRJ
S	Stainless ST
T	ST/APC

T (Multi-Fiber Cable Types)

0	Corning Altos/LST (Outdoor Gel)
1	Corning MIC Riser (D-Series 900um Indoor) (Ribbon For MTP) (Harnesses Bare Ribbon)
1M	Corning MIC Riser for MTP
2	Corning MIC Plenum (D-Series 900µm Indoor) (Ribbon For MTP)
2M	Corning MIC Plenum for MTP
3	Corning Fan-Out Riser (2.9mm Subunits Indoor)
4	Corning Fan-Out Plenum (2.9mm Subunits Indoor)
5	Corning Freedom (Riser Indoor/Outdoor-Gel)
6	OCC Riser (D-Series, Indoor/Outdoor)
7	OCC Plenum (D-Series, Indoor/Outdoor)
8	OCC Break-Out Riser (B-Series 2.4mm Subunits Indoor/Outdoor)
9	OCC Break-Out Plenum (B-Series 2.4mm Subunits Indoor/Outdoor)
5R	Freedom 1
5P	Freedom 1 Plenum
6G	GX Series OCC
6M	OCC D-Series with Messenger
6RM	OCC RM Series Round Messenger Cable
8MIL	Military Spec
8FX	Ultra Fox OCC
SBT	Adventum Indoor/Outdoor Riser

F (Fiber Types)

M	Multimode 62.5/125µm
S	Single-mode
50	50µm
50L	50µm10Gig
R	Ribbon

LLL (Length in Feet)

XX (Special Options)

A	Armor
B	Berk-Tek
C	Color of Fiber Type
L	Label One End
E	Elite MTP
F#	Furcation Size
P	Pinned MTRJ/Pinned MTP
IA	Interlocking Armor
ID	Innerduct
CB	Color of Boots
LL	Label Both Ends
SK	Spider Fan-Out Kit
AM	Aerial with Messenger
DS	All Dialect Self Supporting Aerial

Customer Specific:
First Two Letters of Customer Name

GSA/TAA Compliance Solutions for Government Procurement

If you are supplying products for GSA Schedules and other government contracts, those products must comply with TAA[1]. TAA requires that products originate from the United States or another approved country. Failure to comply with TAA can lead to award cancellation, multimillion dollar fines and suspension or debarment from federal contracting. Scrutiny of TAA compliance has intensified due to increased governmental oversight, qui tam "whistle-blower" lawsuits and TAA-related bid protests, so the days when TAA could be disregarded without repercussions are long past. Because contractors face serious consequences, they have begun to require their suppliers to certify products for TAA compliance and even indemnify them against damages arising from noncompliance. Understanding TAA is imperative to contractors and their suppliers alike.

What is TAA?

TAA refers to the Trade Agreements Act (19 U.S.C. § 2501–2581), which is intended to foster fair and open international trade. TAA requires that products must be produced or undergo "substantial transformation" within the United States or a designated country,[2] including countries that have reciprocal trade agreements with the United States, Caribbean Basin countries and certain "least developed" countries.

When does TAA apply?

TAA compliance requirements are built into federal procurement contracts such as GSA Schedule contracts, IDIQ contracts and most Department of Defense contracts. Although TAA requirements only apply beyond a certain dollar threshold (currently $194,000 for goods and services), it does not mean you can ignore TAA if you typically receive orders below that threshold. The General Services Administration states:

> *"Since the estimated dollar value of each Schedule exceeds the established TAA threshold, TAA is applicable to all Schedules. In accordance with TAA, only U.S.-made or designated country end products shall be offered and sold under Schedule contracts".* [3]

That means all products offered under GSA Schedule contracts must be TAA compliant, regardless of cost.

GSA/TAA-Compliant Q-Series Products

For a complete listing of our Q-series GSA/TAA compliant products call 800.361.0471 or visit our website:
http://www.quiktron.com/pdfs/catalog/2010/fiber-2010-quiktron-catalog.pdf

How do I determine whether a product is TAA compliant?

Determining TAA compliance isn't as simple as looking at a "made in" stamp. Complex issues of "substantial transformation" during the manufacturing process can affect whether a product is compliant, requiring determination according to the particular facts of each case. It may not be practical or even possible for contractors to go through every product they sell to determine compliance. It is more cost-effective and reliable to source products from manufacturers that possess the detailed product knowledge and firm supply chain control required to verify TAA compliance. Reputable, well-established manufacturers have more to lose from erroneous certifications and usually know more about where their products come from.

In addition, GSA will work with Schedule contractors to ensure TAA compliance. In the past, contractors who have worked with GSA to remove noncompliant products from the GSA Schedules have been able to do so without penalty.

Is TAA enforced?

TAA once had a reputation of not being strictly enforced, but that has changed in the past several years. The government has made TAA compliance enforcement a priority, and TAA audits have led to suspension or debarment for contractors found to be in violation. Some vendors have also begun to police their competitors for TAA compliance, using violations to lodge bid protests and invalidate competitors' awards.

GSA Schedule contracts provide a gateway to billions of dollars in government expenditures, but they also carry a significant responsibility of regulatory compliance. If TAA compliance was ever something that could be disregarded, recent fines and penalties show that is no longer the case.

Does TAA apply to me?

If you don't have a GSA Schedule contract but sell to contractors, you'll increasingly find that they won't buy products that are not certified to be TAA compliant. With TAA compliance issues coming to the forefront of contractors' consciousness, you'll need to understand TAA and be able to certify that your products are TAA compliant. You may even be asked to indemnify contractors against damages arising from noncompliance.

1 TAA applies to most, but not all, federal procurement contracts. Consult your corporate compliance officer and legal counsel to determine whether TAA applies to your contract or proposal. It is important to remember that there is no penalty for offering TAA-compliant products where they are not required, but there may be substantial penalties for offering noncompliant products. It is therefore safer to err on the side of compliance.

2 For the current list of designated countries, refer to http://acquisition.gov/far/current/html/Subpart%2025_1.html#wp1118780

3 Source: http://www.gsa.gov/schedules-ordering

50µm LASER-OPTIMIZED MULTIMODE FIBER









50/125µm Laser-Optimized Multimode Fiber Optic Patch Cables

Get blazing-fast, 10 gigabit performance with Laser-optimized 50/125µm Multimode Fiber Patch Cables from Quiktron. Laser-optimized Multimode Fiber (LOMMF) Cables provide backward compatibility with existing 50/125µm equipment, while providing the performance headroom required to support laser light sources and 10 gigabit applications. Custom lengths and multi-fiber solutions also are available.

Features:

- Fully compatible with 50/125µm multimode fiber applications
- Meets 300m, 10 gigabit serial ethernet distance performance requirements
- For use with both LED and VCSEL light sources
- Designed for use in 10 gigabit ethernet applications
- Lifetime warranty against defects of materials and workmanship
- 100% optically tested
- Factory terminated for superior performance
- Meets or exceeds industry standards for return loss and reflectance
- Advanced automated assembly and polishing techniques
- Made in USA (Corning and Q-Series)

Custom Configurations:

- Custom connector polishes available upon request
- 1.6 and 2.0 diameters also available upon request
- Custom color jackets and boots available
- Custom solutions can ship in as little as two business days, including multi-fiber solutions
- Many configurations and lengths in stock

50µm Laser-Optimized Connector Specifications

Brand	Connector	Typical Insertion Loss	Max. Insertion Loss	Standard Polish	Cable Diameter	Housing	Ferrule
Corning Gold Series	ST	0.20dB	0.50dB	PC	2.8	Metal	Ceramic
Corning Gold Series	SC	0.20dB	0.50dB	PC	2.8	Composite	Ceramic
Corning Gold Series	MTRJ	0.30dB	0.50dB	PC	2.8	Composite	Composite
Corning Gold Series	LC	0.20dB	0.50dB	PC	2.8	Composite	Ceramic
Q-Series	ST	0.25dB	0.50dB	PC	2.8	Composite	Ceramic
Q-Series	SC	0.25dB	0.50dB	PC	2.8	Composite	Ceramic
Q-Series	MTRJ	0.30dB	0.50dB	PC	2.8	Composite	Composite
Q-Series	LC	0.25dB	0.50dB	PC	2.8	Composite	Ceramic
Value Series	MTRJ	0.30dB	0.50dB	PC	1.8 Duplex	Composite	Composite
Value Series	LC	0.30dB	0.50dB	PC	1.8 Duplex	Composite	Ceramic

Corning Gold Laser-Optimized MM Fiber Jumpers

	ST	SC	MTRJ	LC
ST	832-222-LL	832-242-LLL	833-022-LLL	832-L22-LLL
SC	832-242-LLL	832-442-LLL	833-042-LLL	832-L42-LLL
MTRJ	833-022-LLL	833-042-LLL	833-002-LLL	833-0L2-LLL
LC	832-L22-LLL	832-L42-LLL	833-0L2-LLL	832-LL2-LLL

LLL – Length can be customized to meet your specifications.
When ordering cables please specify length in feet or meters.

Q-Series Laser-Optimized MM Fiber Jumpers

	ST	SC	MTRJ	LC
ST	842-222-LLL	842-242-LLL	843-022-LLL	842-L22-LLL
SC	842-242-LLL	842-442-LLL	843-042-LLL	842-L42-LLL
MTRJ	843-022-LLL	843-042-LLL	843-002-LLL	843-0L2-LLL
LC	842-L22-LLL	842-L42-LLL	843-0L2-LLL	842-LL2-LLL

LLL – Length can be customized to meet your specifications.
When ordering cables please specify length in feet or meters.

Plenum Rated Corning Gold Laser-Optimized MM Fiber Jumpers

	ST	SC	MTRJ	LC
ST	832-224-LLL	832-244-LLL	833-024-LLL	832-L24-LLL
SC	832-244-LLL	832-444-LLL	833-044-LLL	832-L44-LLL
MTRJ	833-024-LLL	833-044-LLL	833-004-LLL	833-0L4-LLL
LC	832-L24-LLL	832-L44-LLL	833-0L4-LLL	832-LL4-LLL

LLL – Length can be customized to meet your specifications.
When ordering cables please specify length in feet or meters.

Plenum Rated Q-Series Laser-Optimized MM Fiber Jumpers

	ST	SC	MTRJ	LC
ST	842-224-LLL	842-244-LLL	843-024-LLL	842-L24-LLL
SC	842-244-LLL	842-444-LL	843-044-LLL	842-L44-LLL
MTRJ	843-024-LLL	843-044-LLL	843-004-LLL	843-0L4-LLL
LC	842-L24-LLL	842-L44-LLL	843-0L4-LLL	842-LL4-LLL

LLL – Length can be customized to meet your specifications.
When ordering cables please specify length in feet or meters.

Value Series 50/125µm Laser-Optimized MM Fiber Jumpers

	LC-LC	LC-SC	SC-SC
1m	852-LL2-003	852-L42-003	852-442-003
2m	852-LL2-006	852-L42-006	852-442-006
3m	852-LL2-009	852-L42-009	852-442-009
4m	852-LL2-013	852-L42-013	852-442-013
5m	852-LL2-017	852-L42-017	852-442-017
6m	852-LL2-020	852-L42-020	852-442-020
7m	852-LL2-023	852-L42-023	852-442-023
8m	852-LL2-026	852-L42-026	852-442-026
9m	852-LL2-030	852-L42-030	852-442-030
10m	852-LL2-033	852-L42-033	852-442-033
15m	852-LL2-050	852-L42-050	852-442-050
20m	852-LL2-066	852-L42-066	852-442-066

What is LOMMF?

Laser-optimized 50µm Multimode Fiber is a graded-index product specially designed to reduce the negative effects of Differential Mode Dispersion (DMD), especially when using VCSEL lasers that are popular in today's high speed Gigabit Ethernet networks. When using a VCSEL laser with conventional multimode fiber, digital pulses can spread out and cause bit errors during data transmission. This is due to the inherent nature of the laser and the gradient index fiber as the speed of the transmission slows toward the center of the core. By optimizing the index profile of the fiber core, DMD effects can be reduced and the effective bandwidth will be increased to support 1000BASE Ethernet standards.

BEND TOLERANT & LOW LOSS CABLE ASSEMBLIES







Bend Tolerant & Low Loss Fiber Optic Patch Cables

Quiktron's Bend Tolerant Fiber Optic Cable Assemblies are designed to improve the overall performance of fiber networks by reducing attenuation that can commonly cause system unreliability and downtime induced in local area network (LAN) datacenter environments and high performance single-mode systems. This product when subjected to tighter radii bends results in virtually no signal loss, making it the most reliable cost-effective fiber optic cable connectivity solution. Available in both multimode and single-mode – see below for details.

The Ultra Bend 300 and Quiktron QuikBend™ 300 product line provides superior ISO/IEC OM3 50µm multimode laser-optimized performance allowing 10 gigabit ethernet performance over 300 meters and 1Gb performance over 1km. With a minimum bend radius of 7.5mm, Quiktron Bend Tolerant assemblies can withstand many "less-than-ideal" situations in the interconnect space and allow fiber technicians and engineers to work with greater flexibility than ever before in today's high-density fiber topologies.

All QuikBend assemblies utilize a proprietary manufacturing process to ensure a high quality connector with exceptional connector end-face quality, geometry, insertion loss, and back reflection characteristics. Quiktron's highest quality connectors, combined with cutting-edge technologies in fiber innovation continue to provide network personnel with the best range of solutions at the greatest value.

Features:

- 7.5mm and 10mm minimum bend radii cable available
- 50µm multimode 10Gb ISO/IEC OM3 compliance
- Single-mode ITU G.657A and ITU G.657A/B compliance
- Corning Gold jumpers made with 100% Corning components
- Lifetime warranty against defects of materials and workmanship
- 100% optically tested
- Factory terminated for superior performance
- Meets or exceeds industry standards for return loss and reflectance
- Advanced automated assembly and polishing techniques
- Made in USA

Custom Configurations:

- Custom connector polishes available upon request
- 1.6 and 2.0 diameters also available upon request
- Custom color jackets and boots available
- Custom solutions can ship in as little as two business days, including multi-fiber solutions
- Many configurations and lengths in stock

Bend Tolerant & Low Loss Fiber Optic Cable Assemblies



Quiktron's Bend Tolerant & Low Loss Fiber Optic Cable Assemblies are designed specifically to improve the overall performance of fiber networks by significantly reducing system attenuation, which commonly causes system unreliability and downtime. Bend Tolerant & Low Loss Fiber Optic Cable Assemblies experience minimal signal loss with bends as small as 7.5mm, and come with a lifetime warranty against defects of materials and workmanship.

Part Number Generator

A			B		C		D	E	F	G	L		
0	S	A	0	1	0	1	4	2	1	1	0	0	3

Example: QLJ-0101-1621-150 =150ft Q Series Low Loss Fiber Jumper LC, LC, 1.6mm diameter SM G.657.A, Simplex Riser, Yellow

A

3 Digit Series:

- CLJ Corning Series Low Loss Fiber Jumper
- QLJ Q Series Low Loss Fiber Jumper

B

Connector:

- 00 Blunt
- 01 LC
- 02 SC
- 03 ST
- 04 FC
- 05 ALC
- 06 ASC
- 07 AST
- 08 AFC

C

Connector:

- 00 Blunt
- 01 LC
- 02 SC
- 03 ST
- 04 FC
- 05 ALC
- 06 ASC
- 07 AST
- 08 AFC

D

Cable Diameter:

- 1 1.6 mm
- 2 2.0 mm
- 3 3.0 mm
- 9 900 µm

E

Fiber Type:

- 1 62.5µm OM1
- 2 50µm OM2
- 3 10 Gig 300m OM3
- 4 SMF-28e
- 5 Ultra-Bend 300m
- 6 SM G.657.A
- 7 SM G.657.A/B
- 8 10 Gig 550m OM4

F

Cable Color:

- 1 Blue
- 2 Orange
- 3 Green
- 4 Brown
- 5 Slate
- 6 White
- 7 Red
- 8 Black
- 9 Yellow
- A Violet
- B Rose
- C Aqua

G

Cable Type:

- 1 Riser Simplex
- 2 Riser Duplex
- S Plenum Simplex
- D Plenum Duplex
- M MTRJ 4 Fiber Ribbon
- A Riser Duplex DFX 2F
- B Plenum Duplex DFX 2F
- R Indoor/Outdoor Ruggedized

L

Length in Feet:

Not all configurations are available. Please contact Quiktron for specific information regarding availability.

BEND TOLERANT & LOW LOSS CABLE ASSEMBLIES

Bend Tolerant Single-mode Connector Specifications

Series	Cable Configuration	Cable Diameter	Low Loss	Bend Tolerant	Premium Bend Tolerant	Connector Types	Maximum Insertion Loss	Polish	Reflectance	Cable Bend Radius	Color	Options
Q Series	SPX	2mm	x			LC, LCU, SC, ST, FC	0.15dB	UPC or (APC)	-55db (-65APC)	30mm	Yellow	Indoor/Outdoor
Q Series	SPX	2mm	x	x		LC, LCU, SC, ST, FC	0.15dB	UPC or (APC)	-55db (-65APC)	10mm	Blue	Indoor/Outdoor
Q Series	SPX	2mm	x		x	LC, LCU, SC, ST, FC	0.15dB	UPC or (APC)	-55db (-65APC)	7.5mm	Yellow	Indoor/Outdoor
Q Series	SPX	2mm				LC, LCU, SC, ST, FC	0.50dB	UPC or (APC)	-55db (-65APC)	30mm	Yellow	Indoor/Outdoor
Q Series	SPX	2mm		x		LC, LCU, SC, ST, FC	0.50dB	UPC or (APC)	-55db (-65APC)	10mm	Blue	Indoor/Outdoor
Q Series	SPX	2mm			x	LC, LCU, SC, ST, FC	0.50dB	UPC or (APC)	-55db (-65APC)	7.5mm	Yellow	Indoor/Outdoor
Corning	SPX	2mm	x			LC, LCU, SC, ST, FC	0.15dB	UPC or (APC)	-55db (-65APC)	30mm	Yellow	Indoor/Outdoor
Corning	SPX	2mm	x	x		LC, LCU, SC, ST, FC	0.15dB	UPC or (APC)	-55db (-65APC)	10mm	Blue	Indoor/Outdoor
Corning	SPX	2mm	x		x	LC, LCU, SC, ST, FC	0.15dB	UPC or (APC)	-55db (-65APC)	7.5mm	Yellow	Indoor/Outdoor
Corning	SPX	2mm				LC, LCU, SC, ST, FC	0.50dB	UPC or (APC)	-55db (-65APC)	30mm	Yellow	Indoor/Outdoor
Corning	SPX	2mm		x		LC, LCU, SC, ST, FC	0.50dB	UPC or (APC)	-55db (-65APC)	10mm	Blue	Indoor/Outdoor
Corning	SPX	2mm			x	LC, LCU, SC, ST, FC	0.50dB	UPC or (APC)	-55db (-65APC)	7.5mm	Yellow	Indoor/Outdoor
Q Series	SPX	3mm	x			LC, LCU, SC, ST, FC	0.15dB	UPC or (APC)	-55db (-65APC)	30mm	Yellow	Indoor/Outdoor
Q Series	SPX	3mm	x	x		LC, LCU, SC, ST, FC	0.15dB	UPC or (APC)	-55db (-65APC)	10mm	Blue	Indoor/Outdoor
Q Series	SPX	3mm	x		x	LC, LCU, SC, ST, FC	0.15dB	UPC or (APC)	-55db (-65APC)	7.5mm	Yellow	Indoor/Outdoor
Q Series	SPX	3mm				LC, LCU, SC, ST, FC	0.50dB	UPC or (APC)	-55db (-65APC)	30mm	Yellow	Indoor/Outdoor
Q Series	SPX	3mm		x		LC, LCU, SC, ST, FC	0.50dB	UPC or (APC)	-55db (-65APC)	10mm	Blue	Indoor/Outdoor
Q Series	SPX	3mm			x	LC, LCU, SC, ST, FC	0.50dB	UPC or (APC)	-55db (-65APC)	7.5mm	Yellow	Indoor/Outdoor
Corning	SPX	3mm	x			LC, LCU, SC, ST, FC	0.15dB	UPC or (APC)	-55db (-65APC)	30mm	Yellow	Indoor/Outdoor
Corning	SPX	3mm	x	x		LC, LCU, SC, ST, FC	0.15dB	UPC or (APC)	-55db (-65APC)	10mm	Blue	Indoor/Outdoor
Corning	SPX	3mm	x		x	LC, LCU, SC, ST, FC	0.15dB	UPC or (APC)	-55db (-65APC)	7.5mm	Yellow	Indoor/Outdoor
Corning	SPX	3mm				LC, LCU, SC, ST, FC	0.50dB	UPC or (APC)	-55db (-65APC)	30mm	Yellow	Indoor/Outdoor
Corning	SPX	3mm		x		LC, LCU, SC, ST, FC	0.50dB	UPC or (APC)	-55db (-65APC)	10mm	Blue	Indoor/Outdoor
Corning	SPX	3mm			x	LC, LCU, SC, ST, FC	0.50dB	UPC or (APC)	-55db (-65APC)	7.5mm	Yellow	Indoor/Outdoor
Q Series	DPX	2mm	x			LC, LCU, SC, ST, FC	0.15dB	UPC or (APC)	-55db (-65APC)	30mm	Yellow	Indoor/Outdoor
Q Series	DPX	2mm	x	x		LC, LCU, SC, ST, FC	0.15dB	UPC or (APC)	-55db (-65APC)	10mm	Blue	Indoor/Outdoor
Q Series	DPX	2mm	x		x	LC, LCU, SC, ST, FC	0.15dB	UPC or (APC)	-55db (-65APC)	7.5mm	Yellow	Indoor/Outdoor
Q Series	DPX	2mm				LC, LCU, SC, ST, FC	0.50dB	UPC or (APC)	-55db (-65APC)	30mm	Yellow	Indoor/Outdoor
Q Series	DPX	2mm		x		LC, LCU, SC, ST, FC	0.50dB	UPC or (APC)	-55db (-65APC)	10mm	Blue	Indoor/Outdoor
Q Series	DPX	2mm			x	LC, LCU, SC, ST, FC	0.50dB	UPC or (APC)	-55db (-65APC)	7.5mm	Yellow	Indoor/Outdoor
Corning	DPX	2mm	x			LC, LCU, SC, ST, FC	0.15dB	UPC or (APC)	-55db (-65APC)	30mm	Yellow	Indoor/Outdoor
Corning	DPX	2mm	x	x		LC, LCU, SC, ST, FC	0.15dB	UPC or (APC)	-55db (-65APC)	10mm	Blue	Indoor/Outdoor
Corning	DPX	2mm	x		x	LC, LCU, SC, ST, FC	0.15dB	UPC or (APC)	-55db (-65APC)	7.5mm	Yellow	Indoor/Outdoor

Bend Tolerant Single-mode Connector Specifications - continued

Series	Cable Configuration	Cable Diameter	Low Loss	Bend Tolerant	Premium Bend Tolerant	Connector Types	Maximum Insertion Loss	Polish	Reflectance	Cable Bend Radius	Color	Options
Corning	DPX	2mm				LC, LCU, SC, ST, FC	0.50dB	UPC or (APC)	-55db (-65APC)	30mm	Yellow	Indoor/Outdoor
Corning	DPX	2mm		x		LC, LCU, SC, ST, FC	0.50dB	UPC or (APC)	-55db (-65APC)	10mm	Blue	Indoor/Outdoor
Corning	DPX	2mm			x	LC, LCU, SC, ST, FC	0.50dB	UPC or (APC)	-55db (-65APC)	7.5mm	Yellow	Indoor/Outdoor
Q Series	DPX	3mm	x			LC, LCU, SC, ST, FC	0.15dB	UPC or (APC)	-55db (-65APC)	30mm	Yellow	Indoor/Outdoor
Q Series	DPX	3mm	x	x		LC, LCU, SC, ST, FC	0.15dB	UPC or (APC)	-55db (-65APC)	10mm	Blue	Indoor/Outdoor
Q Series	DPX	3mm	x		x	LC, LCU, SC, ST, FC	0.15dB	UPC or (APC)	-55db (-65APC)	7.5mm	Yellow	Indoor/Outdoor
Q Series	DPX	3mm				LC, LCU, SC, ST, FC	0.50dB	UPC or (APC)	-55db (-65APC)	30mm	Yellow	Indoor/Outdoor
Q Series	DPX	3mm		x		LC, LCU, SC, ST, FC	0.50dB	UPC or (APC)	-55db (-65APC)	10mm	Blue	Indoor/Outdoor
Q Series	DPX	3mm			x	LC, LCU, SC, ST, FC	0.50dB	UPC or (APC)	-55db (-65APC)	7.5mm	Yellow	Indoor/Outdoor
Corning	DPX	3mm	x			LC, LCU, SC, ST, FC	0.15dB	UPC or (APC)	-55db (-65APC)	30mm	Yellow	Indoor/Outdoor
Corning	DPX	3mm	x	x		LC, LCU, SC, ST, FC	0.15dB	UPC or (APC)	-55db (-65APC)	10mm	Blue	Indoor/Outdoor
Corning	DPX	3mm	x		x	LC, LCU, SC, ST, FC	0.15dB	UPC or (APC)	-55db (-65APC)	7.5mm	Yellow	Indoor/Outdoor
Corning	DPX	3mm				LC, LCU, SC, ST, FC	0.50dB	UPC or (APC)	-55db (-65APC)	30mm	Yellow	Indoor/Outdoor
Corning	DPX	3mm		x		LC, LCU, SC, ST, FC	0.50dB	UPC or (APC)	-55db (-65APC)	10mm	Blue	Indoor/Outdoor
Corning	DPX	3mm			x	LC, LCU, SC, ST, FC	0.50dB	UPC or (APC)	-55db (-65APC)	7.5mm	Yellow	Indoor/Outdoor

Bend Tolerant 10G 50µm MM

Series	Cable Configuration	Cable Diameter	Low Loss	Bend Tolerant	Premium Bend Tolerant	Connector Types	Maximum Insertion Loss	Polish	Reflectance	Cable Bend Radius	Color	Options
Q Series	DPX	2mm	x	x		LC, LCU, SC, ST, FC	0.15dB	PC	-25dB	<7.5mm	Aqua	Indoor/Outdoor
Q Series	DPX	2mm		x		LC, LCU, SC, ST, FC	0.50dB	PC	-25dB	<7.5mm	Aqua	Indoor/Outdoor
Corning	DPX	2mm	x		x	LC, LCU, SC, ST, FC	0.15dB	PC	-25dB	<7.5mm	Aqua	Indoor/Outdoor
Corning	DPX	2mm			x	LC, LCU, SC, ST, FC	0.50dB	PC	-25dB	<7.5mm	Aqua	Indoor/Outdoor
Q Series	DPX	3mm	x	x		LC, LCU, SC, ST, FC	0.15dB	PC	-25dB	<7.5mm	Aqua	Indoor/Outdoor
Q Series	DPX	3mm		x		LC, LCU, SC, ST, FC	0.50dB	PC	-25dB	<7.5mm	Aqua	Indoor/Outdoor
Corning	DPX	3mm	x		x	LC, LCU, SC, ST, FC	0.15dB	PC	-25dB	<7.5mm	Aqua	Indoor/Outdoor
Corning	DPX	3mm			x	LC, LCU, SC, ST, FC	0.50dB	PC	-25dB	<7.5mm	Aqua	Indoor/Outdoor
Q Series	DPX	2mm	x	x		LC, LCU, SC, ST, FC	0.15dB	PC	-25dB	<7.5mm	Aqua	Indoor/Outdoor
Q Series	DPX	2mm		x		LC, LCU, SC, ST, FC	0.50dB	PC	-25dB	<7.5mm	Aqua	Indoor/Outdoor
Corning	DPX	2mm	x		x	LC, LCU, SC, ST, FC	0.15dB	PC	-25dB	<7.5mm	Aqua	Indoor/Outdoor
Corning	DPX	2mm			x	LC, LCU, SC, ST, FC	0.50dB	PC	-25dB	<7.5mm	Aqua	Indoor/Outdoor
Q Series	DPX	3mm	x	x		LC, LCU, SC, ST, FC	0.15dB	PC	-25dB	<7.5mm	Aqua	Indoor/Outdoor
Q Series	DPX	3mm		x		LC, LCU, SC, ST, FC	0.50dB	PC	-25dB	<7.5mm	Aqua	Indoor/Outdoor

BEND TOLERANT CABLE ASSEMBLIES

Bend Tolerant 62.5µm MM

Series	Cable Configuration	Cable Diameter	Low Loss	Bend Tolerant	Premium Bend Tolerant	Connector Types	Maximum Insertion Loss	Polish	Reflectance	Cable Bend Radius	Color	Options
Corning	DPX	3mm	x		x	LC, LCU, SC, ST, FC	0.15dB	PC	-25dB	25mm	Orange	
Corning	DPX	3mm			x	LC, LCU, SC, ST, FC	0.50dB	PC	-25dB	25mm	Orange	
Q Series	SPX	2mm	x			LC, LCU, SC, ST, FC	0.15dB	PC	-25dB	25mm	Orange	
Corning	SPX	2mm	x			LC, LCU, SC, ST, FC	0.15dB	PC	-25dB	25mm	Orange	
Q Series	SPX	3mm	x			LC, LCU, SC, ST, FC	0.15dB	PC	-25dB	25mm	Orange	
Corning	SPX	3mm	x			LC, LCU, SC, ST, FC	0.15dB	PC	-25dB	25mm	Orange	
Corning	SPX	2mm	x			LC, LCU, SC, ST, FC	0.15dB	PC	-25dB	25mm	Orange	
Q Series	DPX	3mm	x			LC, LCU, SC, ST, FC	0.50dB	PC	-25dB	25mm	Orange	
Corning	DPX	3mm	x			LC, LCU, SC, ST, FC	0.15dB	PC	-25dB	25mm	Orange	

Bend Tolerant 50µm MM

Series	Cable Configuration	Cable Diameter	Low Loss	Bend Tolerant	Premium Bend Tolerant	Connector Types	Maximum Insertion Loss	Polish	Reflectance	Cable Bend Radius	Color	Options
Corning	DPX	3mm				LC, LCU, SC, ST, FC	0.50dB	PC	-25dB	37.5mm	Orange	
Q Series	SPX	3mm	x			LC, LCU, SC, ST, FC	0.15dB	PC	-25dB	37.5mm	Orange	
Q Series	SPX	3mm				LC, LCU, SC, ST, FC	0.50dB	PC	-25dB	37.5mm	Orange	
Corning	SPX	3mm	x			LC, LCU, SC, ST, FC	0.15dB	PC	-25dB	37.5mm	Orange	
Corning	SPX	3mm				LC, LCU, SC, ST, FC	0.50dB	PC	-25dB	37.5mm	Orange	
Q Series	SPX	3mm	x			LC, LCU, SC, ST, FC	0.15dB	PC	-25dB	37.5mm	Orange	
Q Series	SPX	3mm				LC, LCU, SC, ST, FC	0.50dB	PC	-25dB	37.5mm	Orange	
Corning	SPX	3mm	x			LC, LCU, SC, ST, FC	0.15dB	PC	-25dB	37.5mm	Orange	
Corning	SPX	3mm				LC, LCU, SC, ST, FC	0.50dB	PC	-25dB	37.5mm	Orange	
Q Series	SPX	3mm	x			LC, LCU, SC, ST, FC	0.15dB	PC	-25dB	37.5mm	Orange	
Q Series	SPX	3mm				LC, LCU, SC, ST, FC	0.50dB	PC	-25dB	37.5mm	Orange	
Corning	SPX	3mm	x			LC, LCU, SC, ST, FC	0.15dB	PC	-25dB	37.5mm	Orange	
Corning	SPX	3mm				LC, LCU, SC, ST, FC	0.50dB	PC	-25dB	37.5mm	Orange	
Q Series	SPX	3mm	x			LC, LCU, SC, ST, FC	0.15dB	PC	-25dB	37.5mm	Orange	
Q Series	SPX	3mm				LC, LCU, SC, ST, FC	0.50dB	PC	-25dB	37.5mm	Orange	
Corning	SPX	3mm	x			LC, LCU, SC, ST, FC	0.15dB	PC	-25dB	37.5mm	Orange	
Corning	SPX	3mm				LC, LCU, SC, ST, FC	0.50dB	PC	-25dB	37.5mm	Orange	

Corning Gold Series 9µm Single-mode Fiber Jumpers

		Premium Bend Tolerant					Low Loss/Premium Bend Tolerant				
		LC	SC	ST	FC	LCU	LC	SC	ST	FC	LCU
LC	Simplex	CFJ-0101-3791-LLL	CFJ-0102-3791-LLL	CFJ-0103-3791-LLL	CFJ-0104-3791-LLL	CFJ-0121-379A-LLL	CLJ-0101-3791-LLL	CLJ-0102-3791-LLL	CLJ-0103-3791-LLL	CLJ-0104-3791-LLL	CLJ-0121-379A-LLL
LC	Duplex	CFJ-0101-3792-LLL	CFJ-0102-3792-LLL	CFJ-0103-3792-LLL	CFJ-0104-3792-LLL	CFJ-0121-379A-LLL	CLJ-0101-3792-LLL	CLJ-0102-3792-LLL	CLJ-0103-3792-LLL	CLJ-0104-3792-LLL	CLJ-0121-379A-LLL
SC	Simplex	CFJ-0102-3791-LLL	CFJ-0202-3791-LLL	CFJ-0203-3791-LLL	CFJ-0204-3791-LLL	CFJ-0221-379A-LLL	CLJ-0102-3791-LLL	CLJ-0202-3791-LLL	CLJ-0203-3791-LLL	CLJ-0204-3791-LLL	CLJ-0221-379A-LLL
SC	Duplex	CFJ-0102-3792-LLL	CFJ-0202-3792-LLL	CFJ-0203-3792-LLL	CFJ-0204-3792-LLL	CFJ-0221-379A-LLL	CLJ-0102-3792-LLL	CLJ-0202-3792-LLL	CLJ-0203-3792-LLL	CLJ-0204-3792-LLL	CLJ-0221-379A-LLL
ST	Simplex	CFJ-0103-3791-LLL	CFJ-0203-3791-LLL	CFJ-0303-3791-LLL	CFJ-0304-3791-LLL	CFJ-0321-379A-LLL	CLJ-0103-3791-LLL	CLJ-0203-3791-LLL	CLJ-0303-3791-LLL	CLJ-0304-3791-LLL	CLJ-0321-379A-LLL
ST	Duplex	CFJ-0103-3792-LLL	CFJ-0203-3792-LLL	CFJ-0303-3792-LLL	CFJ-0304-3792-LLL	CFJ-0321-379A-LLL	CLJ-0103-3792-LLL	CLJ-0203-3792-LLL	CLJ-0303-3792-LLL	CLJ-0304-3792-LLL	CLJ-0321-379A-LLL
FC	Simplex	CFJ-0104-3791-LLL	CFJ-0204-3791-LLL	CFJ-0304-3791-LLL	CFJ-0404-3791-LLL	CFJ-0421-379A-LLL	CLJ-0104-3791-LLL	CLJ-0204-3791-LLL	CLJ-0304-3791-LLL	CLJ-0404-3791-LLL	CLJ-0421-379A-LLL
FC	Duplex	CFJ-0104-3792-LLL	CFJ-0204-3792-LLL	CFJ-0304-3792-LLL	CFJ-0404-3792-LLL	CFJ-0421-379A-LLL	CLJ-0104-3792-LLL	CLJ-0204-3792-LLL	CLJ-0304-3792-LLL	CLJ-0404-3792-LLL	CLJ-0421-379A-LLL
LCU	DFX	CFJ-0121-379A-LLL	CFJ-0221-379A-LLL	CFJ-0321-379A-LLL	CFJ-0421-379A-LLL	CFJ-2121-379A-LLL	CLJ-0121-379A-LLL	CLJ-0221-379A-LLL	CLJ-0321-379A-LLL	CLJ-0421-379A-LLL	CLJ-2121-379A-LLL

Q-Series 9µm Single-mode Fiber Jumpers

		Premium Bend Tolerant					Low Loss/Premium Bend Tolerant				
		LC	SC	ST	FC	LCU	LC	SC	ST	FC	LCU
LC	Simplex	QFJ-0101-3791-LLL	QFJ-0102-3791-LLL	QFJ-0103-3791-LLL	QFJ-0104-3791-LLL	QFJ-0121-379A-LLL	QLJ-0101-3791-LLL	QLJ-0102-3791-LLL	QLJ-0103-3791-LLL	QLJ-0104-3791-LLL	QLJ-0121-379A-LLL
LC	Duplex	QFJ-0101-3792-LLL	QFJ-0102-3792-LLL	QFJ-0103-3792-LLL	QFJ-0104-3792-LLL	QFJ-0121-379A-LLL	QLJ-0101-3792-LLL	QLJ-0102-3792-LLL	QLJ-0103-3792-LLL	QLJ-0104-3792-LLL	QLJ-0121-379A-LLL
SC	Simplex	QFJ-0102-3791-LLL	QFJ-0202-3791-LLL	QFJ-0203-3791-LLL	QFJ-0204-3791-LLL	QFJ-0221-379A-LLL	QLJ-0102-3791-LLL	QLJ-0202-3791-LLL	QLJ-0203-3791-LLL	QLJ-0204-3791-LLL	QLJ-0221-379A-LLL
SC	Duplex	QFJ-0102-3792-LLL	QFJ-0202-3792-LLL	QFJ-0203-3792-LLL	QFJ-0204-3792-LLL	QFJ-0221-379A-LLL	QLJ-0102-3792-LLL	QLJ-0202-3792-LLL	QLJ-0203-3792-LLL	QLJ-0204-3792-LLL	QLJ-0221-379A-LLL
ST	Simplex	QFJ-0103-3791-LLL	QFJ-0203-3791-LLL	QFJ-0303-3791-LLL	QFJ-0304-3791-LLL	QFJ-0321-379A-LLL	QLJ-0103-3791-LLL	QLJ-0203-3791-LLL	QLJ-0303-3791-LLL	QLJ-0304-3791-LLL	QLJ-0321-379A-LLL
ST	Duplex	QFJ-0103-3792-LLL	QFJ-0203-3792-LLL	QFJ-0303-3792-LLL	QFJ-0304-3792-LLL	QFJ-0321-379A-LLL	QLJ-0103-3792-LLL	QLJ-0203-3792-LLL	QLJ-0303-3792-LLL	QLJ-0304-3792-LLL	QLJ-0321-379A-LLL
FC	Simplex	QFJ-0104-3791-LLL	QFJ-0204-3791-LLL	QFJ-0304-3791-LLL	QFJ-0404-3791-LLL	QFJ-0421-379A-LLL	QLJ-0104-3791-LLL	QLJ-0204-3791-LLL	QLJ-0304-3791-LLL	QLJ-0404-3791-LLL	QLJ-0421-379A-LLL
FC	Duplex	QFJ-0104-3792-LLL	QFJ-0204-3792-LLL	QFJ-0304-3792-LLL	QFJ-0404-3792-LLL	QFJ-0421-379A-LLL	QLJ-0104-3792-LLL	QLJ-0204-3792-LLL	QLJ-0304-3792-LLL	QLJ-0404-3792-LLL	QLJ-0421-379A-LLL
LCU	DFX	QFJ-0121-379A-LLL	QFJ-0221-379A-LLL	QFJ-0321-379A-LLL	QFJ-0421-379A-LLL	QFJ-2121-379A-LLL	QLJ-0121-379A-LLL	QLJ-0221-379A-LLL	QLJ-0321-379A-LLL	QLJ-0421-379A-LLL	QLJ-2121-379A-LLL

Corning Gold Series 50µm Laser-Optimized Fiber Jumpers

		Bend Tolerant					Low Loss/Bend Tolerant				
		LC	SC	ST	FC	LCU	LC	SC	ST	FC	LCU
LC	Simplex	CFJ-0101-3391-LLL	CFJ-0102-3391-LLL	CFJ-0103-3391-LLL	CFJ-0104-3391-LLL	CFJ-0121-339A-LLL	CLJ-0101-3391-LLL	CLJ-0102-3391-LLL	CLJ-0103-3391-LLL	CLJ-0104-3391-LLL	CLJ-0121-339A-LLL
LC	Duplex	CFJ-0101-3392-LLL	CFJ-0102-3392-LLL	CFJ-0103-3392-LLL	CFJ-0104-3392-LLL	CFJ-0121-339A-LLL	CLJ-0101-3392-LLL	CLJ-0102-3392-LLL	CLJ-0103-3392-LLL	CLJ-0104-3392-LLL	CLJ-0121-339A-LLL
SC	Simplex	CFJ-0102-3391-LLL	CFJ-0202-3391-LLL	CFJ-0203-3391-LLL	CFJ-0204-3391-LLL	CFJ-0221-339A-LLL	CLJ-0102-3391-LLL	CLJ-0202-3391-LLL	CLJ-0203-3391-LLL	CLJ-0204-3391-LLL	CLJ-0221-339A-LLL
SC	Duplex	CFJ-0102-3392-LLL	CFJ-0202-3392-LLL	CFJ-0203-3392-LLL	CFJ-0204-3392-LLL	CFJ-0221-339A-LLL	CLJ-0102-3392-LLL	CLJ-0202-3392-LLL	CLJ-0203-3392-LLL	CLJ-0204-3392-LLL	CLJ-0221-339A-LLL
ST	Simplex	CFJ-0103-3391-LLL	CFJ-0203-3391-LLL	CFJ-0303-3391-LLL	CFJ-0304-3391-LLL	CFJ-0321-339A-LLL	CLJ-0103-3391-LLL	CLJ-0203-3391-LLL	CLJ-0303-3391-LLL	CLJ-0304-3391-LLL	CLJ-0321-339A-LLL
ST	Duplex	CFJ-0103-3392-LLL	CFJ-0203-3392-LLL	CFJ-0303-3392-LLL	CFJ-0304-3392-LLL	CFJ-0321-339A-LLL	CLJ-0103-3392-LLL	CLJ-0203-3392-LLL	CLJ-0303-3392-LLL	CLJ-0304-3392-LLL	CLJ-0321-339A-LLL
FC	Simplex	CFJ-0104-3391-LLL	CFJ-0204-3391-LLL	CFJ-0304-3391-LLL	CFJ-0404-3391-LLL	CFJ-0421-339A-LLL	CLJ-0104-3391-LLL	CLJ-0204-3391-LLL	CLJ-0304-3391-LLL	CLJ-0404-3391-LLL	CLJ-0421-339A-LLL
FC	Duplex	CFJ-0104-3392-LLL	CFJ-0204-3392-LLL	CFJ-0304-3392-LLL	CFJ-0404-3392-LLL	CFJ-0421-339A-LLL	CLJ-0104-3392-LLL	CLJ-0204-3392-LLL	CLJ-0304-3392-LLL	CLJ-0404-3392-LLL	CLJ-0421-339A-LLL
LCU	DFX	CFJ-0121-339A-LLL	CFJ-0221-339A-LLL	CFJ-0321-339A-LLL	CFJ-0421-339A-LLL	CFJ-2121-339A-LLL	CLJ-0121-339A-LLL	CLJ-0221-339A-LLL	CLJ-0321-339A-LLL	CLJ-0421-339A-LLL	CLJ-2121-339A-LLL

Q-Series 50µm Laser-Optimized Fiber Jumpers

		Bend Tolerant					Low Loss/Bend Tolerant				
		LC	SC	ST	FC	LCU	LC	SC	ST	FC	LCU
LC	Simplex	QFJ-0101-3391-LLL	QFJ-0102-3391-LLL	QFJ-0103-3391-LLL	QFJ-0104-3391-LLL	QFJ-0121-339A-LLL	QLJ-0101-3391-LLL	QLJ-0102-3391-LLL	QLJ-0103-3391-LLL	QLJ-0104-3391-LLL	QLJ-0121-339A-LLL
LC	Duplex	QFJ-0101-3392-LLL	QFJ-0102-3392-LLL	QFJ-0103-3392-LLL	QFJ-0104-3392-LLL	QFJ-0121-339A-LLL	QLJ-0101-3392-LLL	QLJ-0102-3392-LLL	QLJ-0103-3392-LLL	QLJ-0104-3392-LLL	QLJ-0121-339A-LLL
SC	Simplex	QFJ-0102-3391-LLL	QFJ-0202-3391-LLL	QFJ-0203-3391-LLL	QFJ-0204-3391-LLL	QFJ-0221-339A-LLL	QLJ-0102-3391-LLL	QLJ-0202-3391-LLL	QLJ-0203-3391-LLL	QLJ-0204-3391-LLL	QLJ-0221-339A-LLL
SC	Duplex	QFJ-0102-3392-LLL	QFJ-0202-3392-LLL	QFJ-0203-3392-LLL	QFJ-0204-3392-LLL	QFJ-0221-339A-LLL	QLJ-0102-3392-LLL	QLJ-0202-3392-LLL	QLJ-0203-3392-LLL	QLJ-0204-3392-LLL	QLJ-0221-339A-LLL
ST	Simplex	QFJ-0103-3391-LLL	QFJ-0203-3391-LLL	QFJ-0303-3391-LLL	QFJ-0304-3391-LLL	QFJ-0321-339A-LLL	QLJ-0103-3391-LLL	QLJ-0203-3391-LLL	QLJ-0303-3391-LLL	QLJ-0304-3391-LLL	QLJ-0321-339A-LLL
ST	Duplex	QFJ-0103-3392-LLL	QFJ-0203-3392-LLL	QFJ-0303-3392-LLL	QFJ-0304-3392-LLL	QFJ-0321-339A-LLL	QLJ-0103-3392-LLL	QLJ-0203-3392-LLL	QLJ-0303-3392-LLL	QLJ-0304-3392-LLL	QLJ-0321-339A-LLL
FC	Simplex	QFJ-0104-3391-LLL	QFJ-0204-3391-LLL	QFJ-0304-3391-LLL	QFJ-0404-3391-LLL	QFJ-0421-339A-LLL	QLJ-0104-3391-LLL	QLJ-0204-3391-LLL	QLJ-0304-3391-LLL	QLJ-0404-3391-LLL	QLJ-0421-339A-LLL
FC	Duplex	QFJ-0104-3392-LLL	QFJ-0204-3392-LLL	QFJ-0304-3392-LLL	QFJ-0404-3392-LLL	QFJ-0421-339A-LLL	QLJ-0104-3392-LLL	QLJ-0204-3392-LLL	QLJ-0304-3392-LLL	QLJ-0404-3392-LLL	QLJ-0421-339A-LLL
LCU	DFX	QFJ-0121-339A-LLL	QFJ-0221-339A-LLL	QFJ-0321-339A-LLL	QFJ-0421-339A-LLL	QFJ-2121-339A-LLL	QLJ-0121-339A-LLL	QLJ-0221-339A-LLL	QLJ-0321-339A-LLL	QLJ-0421-339A-LLL	QLJ-2121-339A-LLL



50/125µm Multimode Fiber Optic Patch Cables

Quiktron's 50µm fiber optic patch cables are made using high quality components and materials. Our 50µm fiber cables provide up to three times the bandwidth of standard 62.5µm cables.

Features:

- 100% optically tested with lifetime warranty
- Factory terminated for superior performance
- Meets or exceeds industry standards for return loss and reflectance
- Segmented boot for bend strain relief
- Zipcord jacket with aramid yarn strength members
- Jumpers made with 100% Corning components
- PC connector polish
- Corning Gold Series and Q-Series made in USA
- Value Series patch cables available for same day shipping

Custom Configurations:

- Custom connector polishes available upon request
- 1.6 and 2.0 diameters also available upon request
- Custom color jackets and boots available
- Custom solutions can ship in as little as two business days





62.5/125µm Multimode Fiber Optic Patch Cables

62.5µm fiber patch cables by Quiktron are manufactured using high quality components and materials. Our cables are made from leading manufacturers of fiber cables and connectors and are visually inspected and optically tested for insertion loss that meet or exceed industry standards.

Features:

- 100% optically tested with lifetime warranty
- Corning assemblies made with 100% Corning components
- Factory terminated for superior performance
- PC connector polish
- Meets or exceeds industry standards for return loss and reflectance
- Segmented boot for bend strain relief
- Zipcord jacket with aramid yarn strength members
- Corning and Q-Series made in USA
- Value Series patch cables available for same day shipping

Custom Configurations:

- Custom connector polishes available upon request
- 1.6 and 2.0 diameters also available upon request
- Custom color jackets and boots available
- Custom solutions can ship in as little as two business days



50µm Multimode Connector Specifications

Brand	Connector	Typical Insertion Loss	Max. Insertion Loss	Standard Polish	Cable Diameter	Housing	Ferrule
Corning Gold Series	ST	0.20dB	0.50dB	PC	2.8	Composite	Ceramic
Corning Gold Series	SC	0.20dB	0.50dB	PC	2.8	Composite	Ceramic
Corning Gold Series	MTRJ	0.30dB	0.50dB	PC	2.8	Composite	Composite
Corning Gold Series	LC	0.20dB	0.50dB	PC	2.8	Composite	Ceramic
Corning Gold Series	FC	0.20dB	0.50dB	PC	2.8	Metal	Ceramic
Corning Gold Series	ESCON*	0.50dB	0.50dB	PC	2.8	Composite	Ceramic
Q-Series	ST	0.25dB	0.50dB	PC	2.8	Metal	Ceramic
Q-Series	SC	0.25dB	0.50dB	PC	2.8	Composite	Ceramic
Q-Series	MTRJ	0.30dB	0.50dB	PC	2.8	Composite	Composite
Q-Series	LC	0.25dB	0.50dB	PC	2.8	Composite	Ceramic
Q-Series	FC	0.25dB	0.50dB	PC	2.8	Metal	Ceramic
Q-Series	ESCON	0.50dB	0.50dB	PC	2.8	Composite	Ceramic
Value Series	ST	0.30dB	0.50dB	PC	2.8	Metal	Ceramic
Value Series	LC	0.30dB	0.50dB	PC	2.8	Composite	Ceramic
Value Series	MTRJ	0.30dB	0.50dB	PC	1.8 Duplex	Composite	Composite
Value Series	LC	0.30dB	0.50dB	PC	1.8	Composite	Ceramic
Value Series	FC	0.30dB	0.50dB	PC	2.8	Metal	Ceramic

62.5µm Multimode Connector Specifications

Brand	Connector	Typical Insertion Loss	Max. Insertion Loss	Standard Polish	Cable Diameter	Housing	Ferrule
Corning Gold Series	ST	0.20dB	0.50dB	PC	2.8	Composite	Ceramic
Corning Gold Series	SC	0.20dB	0.50dB	PC	2.8	Composite	Ceramic
Corning Gold Series	MTRJ	0.30dB	0.50dB	PC	2.8	Composite	Composite
Corning Gold Series	LC	0.20dB	0.50dB	PC	2.8	Composite	Ceramic
Corning Gold Series	FC	0.20dB	0.50dB	PC	2.8	Metal	Ceramic
Corning Gold Series	ESCON	0.50dB	0.50dB	PC	2.8	Composite	Ceramic
Q-Series	ST	0.25dB	0.50dB	PC	2.8	Metal	Ceramic
Q-Series	SC	0.25dB	0.50dB	PC	2.8	Composite	Ceramic
Q-Series	MTRJ	0.30dB	0.50dB	PC	2.8	Composite	Composite
Q-Series	LC	0.25dB	0.50dB	PC	2.8	Composite	Ceramic
Q-Series	FC	0.25dB	0.50dB	PC	2.8	Metal	Ceramic
Q-Series	ESCON	0.50dB	0.50dB	PC	2.8	Composite	Ceramic
Value Series	ST	0.30dB	0.50dB	PC	2.8	Metal	Ceramic
Value Series	LC	0.30dB	0.50dB	PC	2.8	Composite	Ceramic
Value Series	MTRJ	0.30dB	0.50dB	PC	1.8 Duplex	Composite	Composite
Value Series	LC	0.30dB	0.50dB	PC	1.8	Composite	Ceramic
Value Series	FC	0.30dB	0.50dB	PC	2.8	Metal	Ceramic

*ESCON connectors are domestically manufactured, but are not Corning brand. Fiber specifications list the core and cladding diameters as a ratio. The top example shows the ratio of core to cladding as 62.5/125µm microns. Below, the ratio between the fiber core to the fine cladding in single-mode fiber is 9/125 microns.

Multimode vs Single-Mode Total Internal Reflection

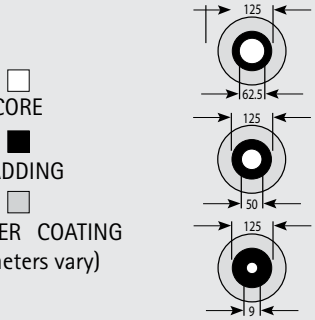

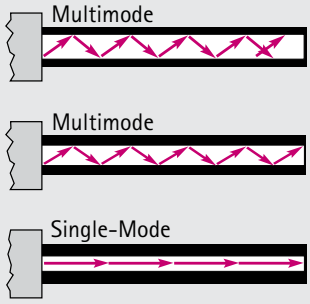

- For short distance
- Easy to work with
- Used in LANs

- For short distance
- Easy to work with
- Used in LANs
- Provides more bandwidth than 62.5/125µm at 850nm wavelengths

- For long distance
- Difficult to work with
- Used by phone companies, CATV companies

50µm Multimode Fiber Jumpers

Corning Gold Series 50µm Multimode Fiber Jumpers

	ST	SC	MTRJ	LC	ESCON
ST	830-112-LLL	830-132-LLL	831-012-LLL	830-L12-LLL	830-E12-LLL
SC	830-132-LLL	830-332-LLL	831-032-LLL	830-L32-LLL	830-E32-LLL
MTRJ	831-012-LLL	831-032-LLL	831-002-LLL	831-0L2-LLL	831-0E2-LLL
LC	830-L12-LLL	830-L32-LLL	831-0L2-LLL	830-LL2-LLL	830-EL2-LLL
ESCON	830-E12-LLL	830-E32-LLL	831-0E2-LLL	830-EL2-LLL	830-EE2-LLL
Plenum Rated					
ST	830-114-LLL	830-134-LLL	831-014-LLL	830-L14-LLL	830-E14-LLL
SC	830-134-LLL	830-334-LLL	831-034-LLL	830-L34-LLL	830-E34-LLL
MTRJ	831-014-LLL	831-034-LLL	831-004-LLL	831-0L4-LLL	831-0E4-LLL
LC	830-L14-LLL	830-L34-LLL	831-0L4-LLL	830-LL4-LLL	830-EL4-LLL
ESCON	830-E14-LLL	830-E34-LLL	831-0E4-LLL	830-EL4-LLL	830-EE4-LLL

LLL – Length can be customized to meet your specifications. When ordering cables please specify length in feet or meters. ESCON connectors are domestically manufactured, but are not Corning brand.

Q-Series 50µm Multimode Fiber Jumpers

	ST	SC	MTRJ	LC	ESCON
ST	822-112-LLL	822-132-LLL	823-012-LLL	822-L12-LLL	822-E12-LLL
SC	822-132-LLL	822-332-LLL	823-032-LLL	822-L32-LLL	822-E32-LLL
MTRJ	823-012-LLL	823-032-LLL	823-002-LLL	823-0L2-LLL	823-0E2-LLL
LC	822-L12-LLL	822-L32-LLL	823-0L2-LLL	822-LL2-LLL	822-EL2-LLL
ESCON	822-E12-LLL	822-E32-LLL	823-0E2-LLL	822-EL2-LLL	822-EE2-LLL
Plenum Rated					
ST	822-114-LLL	822-134-LLL	823-014-LLL	822-L14-LLL	822-E14-LLL
SC	822-134-LLL	822-334-LLL	823-034-LLL	822-L34-LLL	822-E34-LLL
MTRJ	823-014-LLL	823-034-LLL	823-004-LLL	823-0L4-LLL	823-0E4-LLL
LC	822-L14-LLL	822-L34-LLL	823-0L4-LLL	822-LL4-LLL	822-EL4-LLL
ESCON	822-E14-LLL	822-E34-LLL	823-0E4-LLL	822-EL4-LLL	822-EE4-LLL

LLL – Length can be customized to meet your specifications. When ordering cables please specify length in feet or meters. ESCON connectors are domestically manufactured, but are not Corning brand.

Value Series 50µm Multimode Fiber Jumpers

	ST	SC	MTRJ	LC
ST	850-112-LLL	850-132-LLL	851-012-LLL	850-L12-LLL
SC	850-132-LLL	850-332-LLL	851-032-LLL	850-L32-LLL
MTRJ	851-012-LLL	851-032-LLL	851-002-LLL	851-0L2-LLL
LC	850-L12-LLL	850-L32-LLL	851-0L2-LLL	850-LL2-LLL

Value Series part numbers are available in stock units in 1, 2, 3, 5, and 10 meter lengths. Additional lengths are available. Please contact your Quiktron representative.

62.5µm Multimode Fiber Jumpers

Corning Gold Series 62.5µm Multimode Fiber Jumpers

	ST	SC	MTRJ	LC	ESCON
ST	825-112-LLL	825-132-LLL	826-012-LLL	825-L12-LLL	825-E12-LLL
SC	825-132-LLL	825-332-LLL	826-032-LLL	825-L32-LLL	825-E32-LLL
MTRJ	826-012-LLL	826-032-LLL	826-002-LLL	826-0L2-LLL	826-0E2-LLL
LC	825-L12-LLL	825-L32-LLL	826-0L2-LLL	825-LL2-LLL	825-EL2-LLL
ESCON	825-E12-LLL	825-E32-LLL	826-0E2-LLL	825-EL2-LLL	825-EE2-LLL
Plenum Rated					
ST	825-114-LLL	825-134-LLL	826-014-LLL	825-L14-LLL	825-E14-LLL
SC	825-134-LLL	825-334-LLL	826-034-LLL	825-L34-LLL	825-E34-LLL
MTRJ	826-014-LLL	826-034-LLL	826-004-LLL	826-0L4-LLL	826-0E4-LLL
LC	825-L14-LLL	825-L34-LLL	826-0L4-LLL	825-LL4-LLL	825-EL4-LLL
ESCON	825-E14-LLL	825-E34-LLL	826-0E4-LLL	825-EL4-LLL	825-EE4-LLL

LLL – Length can be customized to meet your specifications. When ordering cables please specify length in feet or meters. ESCON connectors are domestically manufactured, but are not Corning brand.

Q-Series 62.5µm Multimode Fiber Jumpers

	ST	SC	MTRJ	LC	ESCON
ST	820-112-LLL	820-132-LLL	820-012-LLL	820-L12-LLL	820-E12-LLL
SC	820-132-LLL	820-332-LLL	820-032-LLL	820-L32-LLL	820-E32-LLL
MTRJ	821-012-LLL	821-032-LLL	821-002-LLL	821-0L2-LLL	821-0E2-LLL
LC	820-L12-LLL	820-L32-LLL	820-0L2-LLL	820-LL2-LLL	820-EL2-LLL
ESCON	820-E12-LLL	820-E32-LLL	820-0E2-LLL	820-EL2-LLL	820-EE2-LLL
Plenum Rated					
ST	820-114-LLL	820-134-LLL	820-014-LLL	820-L14-LLL	820-E14-LLL
SC	820-134-LLL	820-334-LLL	820-034-LLL	820-L34-LLL	820-E34-LLL
MTRJ	821-014-LLL	821-034-LLL	821-004-LLL	821-0L4-LLL	821-0E4-LLL
LC	820-L14-LLL	820-L34-LLL	820-0L4-LLL	820-LL4-LLL	820-EL4-LLL
ESCON	820-E14-LLL	820-E34-LLL	820-0E4-LLL	820-EL4-LLL	820-EE4-LLL

LLL – Length can be customized to meet your specifications. When ordering cables please specify length in feet or meters. ESCON connectors are domestically manufactured, but are not Corning brand.

Value Series 62.5µm Multimode Fiber Jumpers

	ST	SC	MTRJ	LC
ST	810-112-LLL	810-132-LLL	811-012-LLL	810-L12-LLL
SC	810-132-LLL	810-332-LLL	811-032-LLL	810-L32-LLL
MTRJ	811-012-LLL	811-032-LLL	811-002-LLL	811-0L2-LLL
LC	810-L12-LLL	810-L32-LLL	811-0L2-LLL	810-LL2-LLL

Value Series part numbers are available in stock units in 1, 2, 3, 5, and 10 meter lengths. Additional lengths are available. Please contact your Quiktron representative.









Single-mode Fiber Optic Patch Cables

Quiktron's full line of single-mode jumpers provide high bandwidth and transmission rates and support longer distances. Perfect for use with today's high-speed networks while providing headroom for tomorrow's requirements. Our jumpers are made using leading manufacture components. High quality jumpers are constructed using a controlled machine polish finish for low-loss connections. Our assemblies are visually inspected and optically tested for insertion loss and return loss thresholds that meet or exceed industry standards. We stock a large inventory available for same day shipping!

Features:

- Corning assemblies made with 100% Corning components
- CMP-rated plenum jacket for use in air plenums (plenum rated only)
- 100% optically tested
- Factory terminated for superior performance
- Meets or exceeds industry standards for return loss and reflectance
- Manufactured using advanced automated assembly and polishing techniques
- Segmented boot for bend strain relief
- Zipcord jacket with aramid yarn strength members
- Corning and Q-Series made in USA
- Value Series patch cables available for same day shipping (not available for plenum rated cables)

Custom Configurations:

- Custom connector polishes available upon request
- 1.6 and 2.0 diameters also available upon request
- Custom color jackets and boots available
- Custom solutions can ship in as little as two business days
- Call for additional custom options

9µm Single-mode Connector Specifications

Brand	Connector	Typical Insertion Loss	Max. Insertion Loss	Reflectance	Standard Polish	Cable Diameter	Housing	Ferrule
Corning Gold Series	FC	0.20dB	0.50dB	-55dB	UPC	2.8	Metal	Ceramic
Corning Gold Series	FC/APC	0.25dB	0.50dB	-65dB	APC	2.8	Metal	Ceramic
Corning Gold Series	LC	0.20dB	0.50dB	-55dB	UPC	2.8	Composite	Ceramic
Corning Gold Series	MTRJ	0.30dB	0.50dB	-40dB	PC	2.8	Composite	Ceramic
Corning Gold Series	SC	0.20dB	0.50dB	-55dB	UPC	2.8	Composite	Ceramic
Corning Gold Series	SC/APC	0.25dB	0.50dB	-65dB	APC	2.8	Composite	Ceramic
Corning Gold Series	ST	0.20dB	0.50dB	-55dB	UPC	2.8	Composite	Ceramic
Corning Gold Series	LC/APC	0.25dB	0.50dB	-65dB	APC	2.8	Composite	Ceramic
Q-Series	FC	0.25dB	0.50dB	-55dB	UPC	2.8	Metal	Ceramic
Q-Series	FC/APC	0.30dB	0.50dB	-65dB	APC	2.8	Metal	Ceramic
Q-Series	LC	0.25dB	0.50dB	-55dB	UPC	2.8	Composite	Ceramic
Q-Series	MTRJ	0.30dB	0.50dB	-40dB	PC	2.8	Composite	Composite
Q-Series	SC	0.25dB	0.50dB	-55dB	UPC	2.8	Composite	Ceramic
Q-Series	SC/APC	0.30dB	0.50dB	-65dB	APC	2.8	Composite	Ceramic
Q-Series	ST	0.25dB	0.50dB	-55dB	UPC	2.8	Metal	Ceramic
Q-Series	LC/APC	0.30dB	0.50dB	-65dB	APC	2.8	Composite	Ceramic
Value Series	FC	0.30dB	0.50dB	-55dB	UPC	2.8	Metal	Ceramic
Value Series	LC	0.30dB	0.50dB	-55dB	UPC	1.8	Composite	Ceramic
Value Series	MTRJ	0.30dB	0.50dB	-40dB	PC	1.8 Duplex	Composite	Composite
Value Series	SC	0.30dB	0.50dB	-55dB	UPC	2.8	Composite	Ceramic
Value Series	ST	0.30dB	0.50dB	-55dB	UPC	2.8	Metal	Ceramic
Value Series	LC/APC	0.35dB	0.50dB	-65dB	APC	1.8	Composite	Ceramic
Value Series	SC/APC	0.35dB	0.50dB	-65dB	APC	2.8	Composite	Ceramic
Value Series	FC/APC	0.35dB	0.50dB	-65dB	APC	2.8	Metal	Ceramic

9µm Single-mode Plenum Rated Connector Specifications

Brand	Connector	Typical Insertion Loss	Max. Insertion Loss	Reflectance	Standard Polish	Cable Diameter	Housing	Ferrule
Corning Gold Series	FC	0.20dB	0.50dB	-55dB	UPC	2.8	Metal	Ceramic
Corning Gold Series	FC/APC	0.25dB	0.50dB	-65dB	APC	2.8	Metal	Ceramic
Corning Gold Series	LC	0.20dB	0.50dB	-55dB	UPC	2.8	Composite	Ceramic
Corning Gold Series	MTRJ	0.30dB	0.50dB	-40dB	UPC	2.8	Composite	Ceramic
Corning Gold Series	SC	0.20dB	0.50dB	-55dB	UPC	2.8	Composite	Ceramic
Corning Gold Series	SC/APC	0.25dB	0.50dB	-65dB	APC	2.8	Composite	Ceramic
Corning Gold Series	ST	0.20dB	0.50dB	-55dB	UPC	2.8	Composite	Ceramic
Corning Gold Series	LC/APC	0.25dB	0.50dB	-65dB	APC	2.8	Composite	Ceramic
Q-Series	FC	0.25dB	0.50dB	-55dB	UPC	2.8	Metal	Ceramic
Q-Series	FC/APC	0.30dB	0.50dB	-65dB	APC	2.8	Metal	Ceramic
Q-Series	LC	0.25dB	0.50dB	-55dB	UPC	2.8	Composite	Ceramic
Q-Series	MTRJ	0.30dB	0.50dB	-40dB	UPC	2.8	Composite	Composite
Q-Series	SC	0.25dB	0.50dB	-55dB	UPC	2.8	Composite	Ceramic
Q-Series	SC/APC	0.30dB	0.50dB	-65dB	APC	2.8	Composite	Ceramic
Q-Series	ST	0.25dB	0.50dB	-55dB	UPC	2.8	Metal	Ceramic
Q-Series	LC/APC	0.30dB	0.50dB	-65dB	APC	2.8	Composite	Ceramic

Polish Types/Typical Back Reflection

ULTRA PC
<-55dB
Back Reflection



ANGLED PC
<-65dB
Back Reflection



SINGLE-MODE FIBER

Corning Gold Series 9µm Single-Mode Fiber Jumpers*

		FC	FC/APC	LC	MTRJ	SC	SC/APC	ST
FC	Simplex	825-665-LLL	825-695-LLL	825-L65-LLL	-	825-465-LLL	825-685-LLL	825-265-LLL
FC	Duplex	825-667-LLL	825-697-LLL	825-L67-LLL	826-067LLL	825-467-LLL	825-687-LLL	825-267-LLL
FC/APC	Simplex	825-695-LLL	825-995-LLL	825-L95-LLL	-	825-495-LLL	825-895-LLL	825-295-LLL
FC/APC	Duplex	825-697-LLL	825-997-LLL	825-L97-LLL	826-097-LLL	825-497-LLL	825-897-LLL	825-297-LLL
LC	Simplex	825-L65-LLL	825-L95-LLL	825-LL5-LLL	-	825-L45-LLL	825-L85-LLL	825-L25-LLL
LC	Duplex	825-L67-LLL	825-L97-LLL	825-LL7-LLL	826-0L7-LLL	825-L47-LLL	825-L87-LLL	825-L27-LLL
MTRJ	Duplex	826-067-LLL	826-097-LLL	826-0L7-LLL	826-007-LLL	826-047-LLL	826-087-LLL	826-027-LLL
SC	Simplex	825-465-LLL	825-495-LLL	825-L45-LLL	-	825-445-LLL	825-485-LLL	825-245-LLL
SC	Duplex	825-467-LLL	825-497-LLL	825-L47-LLL	826-047-LLL	825-447-LLL	825-487-LLL	825-247-LLL
SC/APC	Simplex	825-685-LLL	825-895-LLL	825-L85-LLL	-	825-485-LLL	825-885-LLL	825-285-LLL
SC/APC	Duplex	825-687-LLL	825-897-LLL	825-L87-LLL	826-087-LLL	825-487-LLL	825-887-LLL	825-287-LLL
ST	Simplex	825-265-LLL	825-295-LLL	825-L25-LLL	-	825-245-LLL	825-285-LLL	825-225-LLL
ST	Duplex	825-267-LLL	825-297-LLL	825-L27-LLL	826-027-LLL	825-247-LLL	825-287-LLL	825-227-LLL
Plenum Rated								
FC	Simplex	825-666-LLL	825-696-LLL	825-L66-LLL	-	825-466-LLL	825-686-LLL	825-266-LLL
FC	Duplex	825-668-LLL	825-698-LLL	825-L68-LLL	826-068-LLL	825-468-LLL	825-688-LLL	825-268-LLL
FC/APC	Simplex	825-696-LLL	825-996-LLL	825-L96-LLL	-	825-496-LLL	825-896-LLL	825-296-LLL
FC/APC	Duplex	825-698-LLL	825-998-LLL	825-L98-LLL	826-098-LLL	825-498-LLL	825-898-LLL	825-298-LLL
LC	Simplex	825-L66-LLL	825-L96-LLL	825-LL6-LLL	-	825-L46-LLL	825-L86-LLL	825-L26-LLL
LC	Duplex	825-L68-LLL	825-L98-LLL	825-LL8-LLL	826-0L8-LLL	825-L48-LLL	825-L88-LLL	825-L28-LLL
MTRJ	Duplex	826-068-LLL	826-098-LLL	826-0L8-LLL	826-008-LLL	826-048-LLL	826-088-LLL	826-028-LLL
SC	Simplex	825-466-LLL	825-496-LLL	825-L46-LLL	-	825-446-LLL	825-486-LLL	825-246-LLL
SC	Duplex	825-468-LLL	825-498-LLL	825-L48-LLL	826-048-LLL	825-448-LLL	825-488-LLL	825-248-LLL
SC/APC	Simplex	825-686-LLL	825-896-LLL	825-L86-LLL	-	825-486-LLL	825-886-LLL	825-286-LLL
SC/APC	Duplex	825-688-LLL	825-898-LLL	825-L88-LLL	826-088-LLL	825-488-LLL	825-888-LLL	825-288-LLL
ST	Simplex	825-266-LLL	825-296-LLL	825-L26-LLL	-	825-246-LLL	825-286-LLL	825-226-LLL
ST	Duplex	825-268-LLL	825-298-LLL	825-L28-LLL	826-028-LLL	825-248-LLL	825-288-LLL	825-228-LLL

Q-Series 9µm Single-Mode Fiber Jumpers*

		FC	FC/APC	LC	MTRJ	SC	SC/APC	ST
FC	Simplex	820-665-LLL	820-695-LLL	820-L65-LLL	–	820-465-LLL	820-685-LLL	820-265-LLL
FC	Duplex	820-667-LLL	820-697-LLL	820-L67-LLL	821-067-LLL	820-467-LLL	820-687-LLL	820-267-LLL
FC/APC	Simplex	820-695-LLL	820-995-LLL	820-L95-LLL	–	820-495-LLL	820-895-LLL	820-295-LLL
FC/APC	Duplex	820-697-LLL	820-997-LLL	820-L97-LLL	821-097-LLL	820-497-LLL	820-897-LLL	820-297-LLL
LC	Simplex	820-L65-LLL	820-L95-LLL	820-LL5-LLL	–	820-L45-LLL	820-L85-LLL	820-L25-LLL
LC	Duplex	820-L67-LLL	820-L97-LLL	820-LL7-LLL	821-0L7-LLL	820-L47-LLL	820-L87-LLL	820-L27-LLL
MTRJ	Duplex	821-067-LLL	821-097-LLL	821-0L7-LLL	821-007-LLL	821-047-LLL	821-087-LLL	821-027-LLL
SC	Simplex	820-465-LLL	820-495-LLL	820-L45-LLL	–	820-445-LLL	820-485-LLL	820-245-LLL
SC	Duplex	820-467-LLL	820-497-LLL	820-L47-LLL	821-047-LLL	820-447-LLL	820-487-LLL	820-247-LLL
SC/APC	Simplex	820-685-LLL	820-895-LLL	820-L85-LLL	–	820-485-LLL	820-885-LLL	820-285-LLL
SC/APC	Duplex	820-687-LLL	820-897-LLL	820-L87-LLL	821-087-LLL	820-487-LLL	820-887-LLL	820-287-LLL
ST	Simplex	820-265-LLL	820-295-LLL	820-L25-LLL	–	820-245-LLL	820-285-LLL	820-225-LLL
ST	Duplex	820-267-LLL	820-297-LLL	820-L27-LLL	821-027-LLL	820-247-LLL	820-287-LLL	820-227-LLL
Plenum Rated								
FC	Simplex	820-666-LLL	820-696-LLL	820-L66-LLL	–	820-466-LLL	820-686-LLL	820-266-LLL
FC	Duplex	820-668-LLL	820-698-LLL	820-L68-LLL	821-068-LLL	820-468-LLL	820-688-LLL	820-268-LLL
FC/APC	Simplex	820-696-LLL	820-996-LLL	820-L96-LLL	–	820-496-LLL	820-896-LLL	820-296-LLL
FC/APC	Duplex	820-698-LLL	820-998-LLL	820-L98-LLL	821-098-LLL	820-498-LLL	820-898-LLL	820-298-LLL
LC	Simplex	820-L66-LLL	820-L96-LLL	820-LL6-LLL	–	820-L46-LLL	820-L86-LLL	820-L26-LLL
LC	Duplex	820-L68-LLL	820-L98-LLL	820-LL8-LLL	821-0L8-LLL	820-L48-LLL	820-L88-LLL	820-L28-LLL
MTRJ	Duplex	821-068-LLL	821-098-LLL	821-0L8-LLL	821-008-LLL	821-048-LLL	821-088-LLL	821-028-LLL
SC	Simplex	820-466-LLL	820-496-LLL	820-L46-LLL	–	820-446-LLL	820-486-LLL	820-246-LLL
SC	Duplex	820-468-LLL	820-498-LLL	820-L48-LLL	821-048-LLL	820-448-LLL	820-488-LLL	820-248-LLL
SC/APC	Simplex	820-686-LLL	820-896-LLL	820-L86-LLL	–	820-486-LLL	820-886-LLL	820-286-LLL
SC/APC	Duplex	820-688-LLL	820-898-LLL	820-L88-LLL	821-088-LLL	820-488-LLL	820-888-LLL	820-288-LLL
ST	Simplex	820-266-LLL	820-296-LLL	820-L26-LLL	–	820-246-LLL	820-286-LLL	820-226-LLL
ST	Duplex	825-268-LLL	825-298-LLL	825-L28-LLL	826-028-LLL	825-248-LLL	825-288-LLL	825-228-LLL

Value Series 9µm Single-Mode Fiber Jumpers**

		FC	LC	MTRJ	SC	ST
FC	Simplex	810-665-LLL	–	–	–	–
FC	Duplex	810-667-LLL	–	811-067-LLL	810-467-LLL	810-267-LLL
LC	Duplex	–	810-LL7-LLL	811-0L7-LLL	810-L47-LLL	810-L27-LLL
MTRJ	Duplex	811-067-LLL	811-0L7-LLL	811-007-LLL	811-047-LLL	811-027-LLL

* LLL – Length can be customized to meet your specifications. When ordering cables please specify length in feet or meters.
** Value Series part numbers are available in stock units of 1, 2, 3, 5, and 10 meter lengths. Additional lengths are available. Please contact your Quiktron representative.



SC & LC Low Loss Miniaturized Loopback

Commonly used in data centers, telecommunications, CATV as well as for test and measurement procedures in manufacturing facilities, the Low Loss Miniaturized Loopback from Quiktron is the perfect solution for applications that require signal looping in SC and LC fiber connections. The small form factor ensures placement in tight spaces and is compatible with most transceivers. The low loss design allows for the most reliable and accurate readings when used for testing and diagnostic applications. Connectors are available in beige, black or blue and are designed for easy cable insertion and extraction.

Features:

- Small form factor design eliminates unsightly loopbacks constructed from jumper cables
- Utilizes bend tolerant fiber to achieve low losses in devices
- Flexibility to induce loss to units as well as control the amount of loss reaching the receivers

Part Number Generator

A			B	C		D	
V	L	B	7	0	2	0	0

Example: VLB-7-02-00 = Value Series Optical Loopback, Single-mode, SC, 0dB

A

3 Digit Series:
VLB Optical Loopback

B

Fiber Type:
1 62.5um
5 50um
7 SM

C

Connector:
01 LC
02 SC

D

Attenuation:

00	0dB	07	7dB	14	14dB	21	21dB
01	1dB	08	8dB	15	15dB	22	22dB
02	2dB	09	9dB	16	16dB	23	23dB
03	3dB	10	10dB	17	17dB	24	24dB
04	4dB	11	11dB	18	18dB	25	25dB
05	5dB	12	12dB	19	19dB		
06	6dB	13	13dB	20	20dB		

Low Loss Miniaturized Loopback – SC

- **Operating Temperature:** -40°C to 70°C
  Typical Loss: <0.5dB
  Weight: 8g (0.3oz) – SC
  2g (0.1oz) – LC



- **Color:**
  Beige – 62.5um Multimode
  Black – 50um Multimode
  Blue – Single-mode

- **Dimensions:**

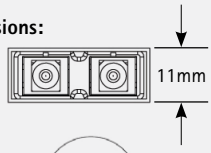

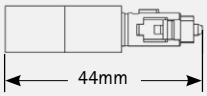

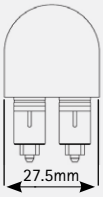

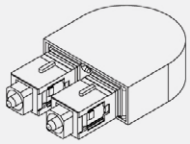

Low Loss Miniaturized Loopback – LC

- **Operating Temperature:** -40°C to 70°C
  Typical Loss: <0.5dB
  Weight: 8g (0.3oz) – SC
  2g (0.1oz) – LC



- **Color:**
  Beige – 62.5um Multimode
  Black – 50um Multimode
  Blue – Single-mode

- **Dimensions:**

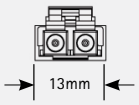

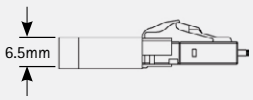

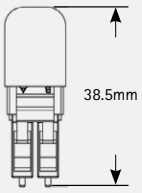

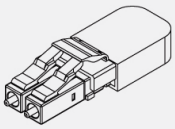



Fiber Optic Splitter/Couplers

Quiktron's Optical Splitter/Couplers are used to split an optical signal into several paths for the purpose of routing optical signals to multiple near end or remote locations. The Optical Splitter/Couplers are available in configurations from 1x2 to 1x64. They are offered in three different versions; as a cable, as a tabletop enclosure, and as a rack-mountable unit, all of which have superior design and are built from high quality components.

Features:

- Rugged construction
- Low insertion loss
- Low PDL
- High stability and reliability

Assembly Performance Specification (Single-mode Only)	
Type	Single-mode
Wavelength	1310/1550nm (SM)
Connector Loss (Typical/Typical Angled/Max.)	Typical 0.3dB Max. 0.5dB
Typical Return Loss	-55dB (SM) / -65dB (Angled)
Operating Temperature	-20°C - 70°C
Attenuation testing performed in accordance with EIA/TIA-455-171A	
Maximum Fiber Loss: 0.35dB/km @ 1310nm (SM) 0.25dB/km @ 1550nm (SM)	

Splitter	L	LL	Nominal Split Ratio	Loss (Max.)	Operating Wavelength	Return Loss	Directivity	Fiber
1 x 2	40-60mm	1m	50/50%	< 3.75dB	1310/1550nm ± 40mm	> 55dB	> 55dB	SMF-28e
1 x 3	40-65mm	1m	33/33/33%	< 5.50dB	1310/1550nm ± 40mm	> 55dB	> 55dB	SMF-28e
1 x 4	40-75mm	1m	25/25/25/25%	< 7.5dB	1310/1550nm ± 40mm	> 55dB	> 55dB	SMF-28e

Part Number Generator

A			B	C		D	E	F	G	H	L		
0	S	A	0	1	0	1	4	2	1	1	0	0	3

Example: OSA-0101-42111-003 = Optical Splitter Assembly, LC, LC SMF-28e, 900µm, 1X2, Equal Split, 1310-1550nm, 3 Feet

A

3 Digit Series:

OSA	Optical Splitter Assembly
OSB	Optical Splitter Assembly (Rack-Mountable)
OSE	Optical Splitter Assembly (Tabletop Enclosure)

B

Connector (Common Leg):

00 Blunt	05 ALC
01 LC	06 ALC
02 SC	07 AST
03 ST	08 AFC
04 FC	

C

Connector (Split End):

00 Blunt	05 ALC
01 LC	06 ALC
02 SC	07 AST
03 ST	08 AFC
04 FC	

D

Fiber Type:

1	62.5µm OM1
2	50µm OM2
3	10 Gig 300m OM3
4	SMF-28e

E

Jacket:

0	Default/Non-Specific
1	250µm
2	900µm
3	2 mm
4	3 mm

F

Split Configuration:

1	1x2	7	1x10
2	2x2	8	1x12
3	1x3	9	1x16
4	1x4	A	1x32
5	1x6	B	1x64
6	1x8	W	1x2 WDM

G

Split Ratio:

1	Equal Split
5	50:50
9	90:10

H

Pass Band:

1	1310/1550nm Narrow Band, ±40nm

L

Length in Feet:



Fixed Attenuators

Quiktron's Fixed Attenuators simulate the loss that would be caused by a long length of fiber. The attenuator reduces the intensity of the light signal by absorbing a portion of the light. The attenuators use an all fiber attenuation mechanism ensuring the devices are wavelength and polarization insensitive. Quiktron attenuators feature ruggedized packaging, compact housings and a completely enclosed fiber system to ensure repeatable performance without concern for damage.

Features:

- Low polarization dependence
- Withstands high optical power up to 1W
- Superior spectral flatness and very low ripples
- Various fixed attenuation available

Parameters		Single-mode (9/125µm)	Multimode (50/125µm, 62.5/125µm)
Attenuation Value		0dB to 20dB(1dB step), 25dB, 30dB	0dB to 25dB(1dB step)
Operating Wavelength		1260nm ~ 1620nm	850nm ~ 1300nm
Return Loss	UPC	< -55dB	---
	APC	< -65dB	
Attenuation Tolerance	1dB ~ 10dB	± 0.5dB ± 5%	± 0.5dB
	11dB ~ 30dB	± 2.0dB ± 5%	
Maximum Power Capability		1W	
Operating Temperature		-40°C ~ +75°C	

Part Number Generator

A				B	C	D		E	
F	0	A	–	7	A	0	1	0	5

Example: FOA-7A-01-05 = Fiber Optic Attenuator, SM, Male/Female Fixed Adapter, LC, 5dB

A

3 Digit Series:

FOA Optical Attenuator

B

Fiber Type:

1 62.5µm
5 50µm
7 SM

C

Style:

A Male/Female Fixed Adapter

D

Connector:

00 Blunt
01 LC
02 SC
03 ST
04 FC
06 ASC
08 AFC

E

Attenuation:

01 1dB
02 2dB
03 3dB
04 4dB
05 5dB
07 7dB
10 10dB
15 15dB
20 20dB
25 25dB

LC UNIBOOT FIBER CABLES



LC Uniboot Fiber Cables

Quiktron's LC Uniboot Fiber Optic Cable Assemblies are designed specifically to improve performance and reduce data center density of fiber networks. In turn, this increases system reliability and reduces downtime. These cables contain two fibers in a single cable jacket thus reducing the cable density by one half.

Features:

- Assemblies can be seamlessly connected to legacy fiber networks without degrading network performance
- Conforms with current LC standards, for guaranteed compatibility with existing multimode and single-mode systems
- Factory terminated for superior performance
- Made in USA
- Lifetime warranty

Part Number Generator

A				B		C	
Q	L	J	–	2	1	2	1

D	E	F	G	L		
2	3	C	B	–	0	1	0

Example: QLJ-2121-23CB-010 = Q Series Low Loss Fiber Jumper, LC Uniboot, LC Uniboot, 2.0mm, 10Gig 300m OM3, Aqua, Plenum Duplex DFX 2F, 10 feet

A

3 Digit Series:

- CLJ Corning Series Low Loss Fiber Jumper
- QLJ Q Series Low Loss Fiber Jumper

B

Connector:

- 21 LC Uniboot

C

Connector:

- 00 Blunt
- 01 LC
- 02 SC
- 03 ST
- 04 FC
- 06 ASC
- 08 AFC
- 10 MTRJ F
- 11 MTRJ M
- 21 LC Uniboot

D

Cable Diameter:

- 2 2.0mm
- 3 3.0mm

E

Fiber Type:

- 1 62.5µm OM1
- 2 50µm OM2
- 3 10Gig 300m OM3
- 4 SMF-28e
- 5 UltraBend 300m
- 6 SM G.657.A
- 7 SM G.657.A/B
- 8 10 Gig 550m OM4

F

Cable Color:

- 2 Orange
- 9 Yellow
- C Aqua

G

Cable Type:

- A Riser Duplex DFX 2F
- B Plenum Duplex DFX 2F

L

Length in Feet:

LC Uniboot Fiber Cables

	Series	Cable Configuration	Cable Diameter	Low Loss	Bend Tolerant	Max. Insertion Loss	Polish	Reflectance	Cable Bend Radius	Color
Single-mode	Corning	DFX (DPX)	2mm			0.50dB	UPC or APC	-55dB (-65 angled)	30mm	Yellow
	Corning	DFX (DPX)	2mm		x	0.50dB	UPC or APC	-55dB (-65 angled)	10mm	Yellow
	Corning	DFX (DPX)	2mm	x		0.15dB	UPC or APC	-55dB (-65 angled)	30mm	Yellow
	Corning	DFX (DPX)	2mm	x	x	0.15dB	UPC or APC	-55dB (-65 angled)	10mm	Yellow
10G 50µm	Corning	DFX (DPX)	2mm		x	0.50dB	PC	-25dB	7.5mm	Aqua
	Corning	DFX (DPX)	2mm	x	x	0.15dB	PC	-25dB	7.5mm	Aqua
50µm	Corning	DFX (DPX)	2mm			0.50dB	PC	-25dB	25mm	Orange
62.5µm	Corning	DFX (DPX)	2mm			0.50dB	PC	-25dB	25mm	Orange
	Series	Cable Configuration	Cable Diameter	Low Loss	Bend Tolerant	Max. Insertion Loss	Polish	Reflectance	Cable Bend Radius	Color
Single-mode	Q-Series	DFX (DPX)	2mm			0.50dB	UPC or APC	-55dB (-65 angled)	30mm	Yellow
	Q-Series	DFX (DPX)	2mm		x	0.50dB	UPC or APC	-55dB (-65 angled)	10mm	Yellow
	Q-Series	DFX (DPX)	2mm	x		0.15dB	UPC or APC	-55dB (-65 angled)	30mm	Yellow
	Q-Series	DFX (DPX)	2mm	x	x	0.15dB	UPC or APC	-55dB (-65 angled)	10mm	Yellow
10G 50µm	Q-Series	DFX (DPX)	2mm		x	0.50dB	PC	-25dB	7.5mm	Aqua
	Q-Series	DFX (DPX)	2mm	x	x	0.15dB	PC	-25dB	7.5mm	Aqua
50µm	Q-Series	DFX (DPX)	2mm			0.50dB	PC	-25dB	25mm	Orange
62.5µm	Q-Series	DFX (DPX)	2mm			0.50dB	PC	-25dB	25mm	Orange



Mode Conditioning Patch Cables

Mode Conditioning Cables from Quiktron are designed for use in Gigabit Ethernet 10000BASE-LX applications. These cables are fully compliant with IEEE 802.3z® application standards. Mode Conditioning Cables are needed in applications where new high-speed gigabit 1000BASE-LX routers and switches are being deployed into existing multimode plants.

Features:

- IEEE 802.3z compliant
- Masks Differential Mode Delay (DMD) effects
- Use in place of standard equipment to cable plant patch cable
- Lifetime warranty

Custom Configurations:

- Custom connector polishes available upon request
- 1.6 and 2.0 diameters also available upon request
- Custom color jackets and boots available
- Custom solutions can ship in as little as two business days
- Call for additional custom options

Mode Conditioning Patch Cables

Part #	Description
810-24M2-003	1M ST-SC Mode Conditioning Fiber Patch Cable PVC
810-24M2-006	2M ST-SC Mode Conditioning Fiber Patch Cable PVC
810-24M2-009	3M ST-SC Mode Conditioning Fiber Patch Cable PVC
810-24M2-017	5M ST-SC Mode Conditioning Fiber Patch Cable PVC
810-24M2-033	10M ST-SC Mode Conditioning Fiber Patch Cable PVC
810-4M42-003	1M SC-SC Mode Conditioning Fiber Patch Cable PVC
810-4M42-006	2M SC-SC Mode Conditioning Fiber Patch Cable PVC
810-4M42-009	3M SC-SC Mode Conditioning Fiber Patch Cable PVC
810-4M42-017	5M SC-SC Mode Conditioning Fiber Patch Cable PVC
810-4M42-033	10M SC-SC Mode Conditioning Fiber Patch Cable PVC
810-4M42-003	1M SC-SC Mode Conditioning Fiber Patch Cable PVC
810-4M42-006	2M SC-SC Mode Conditioning Fiber Patch Cable PVC
810-4M42-009	3M SC-SC Mode Conditioning Fiber Patch Cable PVC
810-4M42-017	5M SC-SC Mode Conditioning Fiber Patch Cable PVC
810-4M42-033	10M SC-SC Mode Conditioning Fiber Patch Cable PVC

Custom lengths and configurations available. Log onto our website www.quiktron.com and go to our Custom Fiber Center.

What is a Mode Conditioning Patch Cable?

Optical Mode Conditioners provide a convenient and reliable method of connecting multimode fiber plants with 1000Base-LX based transmission equipment compliant with IEEE 802.3 standards. Mode conditioners provide a method of offsetting a single-mode fiber core with a corresponding multimode fiber. This calibrated offset reduces a phenomena called differential mode dispersion, or DMD, which can cause the transmitting laser pulse to spread out and merge into neighboring pulses creating bit errors in the transmission signal. Mode conditioners are built in the form of a simple duplex patch cable, so they can easily be installed in a system without the need for additional components or hardware. Their length can range from one meter and up to support virtually any network topography.

The need for this patch cord is due to the single-mode launch nature of the -LX (1300nm) transceiver modules used for Gigabit Ethernet. These modules have to operate for both single-mode and multimode fibers. Launching a single-mode laser into the center of a multimode fiber can cause multiple signals to be generated that confuse the receiver at the other end of the fiber. These multiple signals, caused by Differential Mode Delay (DMD) effects, severely limit the cable distance lengths for operating Gigabit Ethernet. A mode conditioning patch cord eliminates these multiple signals by allowing the single-mode launch to be offset away from the center of a multimode fiber. This offset point creates a launch that is similar to typical multimode LED launches.

Things to know when using mode conditioning cables to patch an existing multimode cable plant to your Gigabit LX equipment.

- Usually used in pairs, mode conditioning cables usually require a MC cable at each end to connect the equipment to the cable plant. The only reason to order an odd number of mode conditioning cables is to have a spare on hand.

- If your Gigabit LX switch is equipped with SC or LC connectors, please be sure to connect the yellow leg (single-mode) of the cable to the transmit side, and the orange leg (multimode) to the receive side of the equipment. It is imperative that this configuration be maintained on both ends. The swap of transmit and receive can only be done at the cable plant side. (see diagram below)

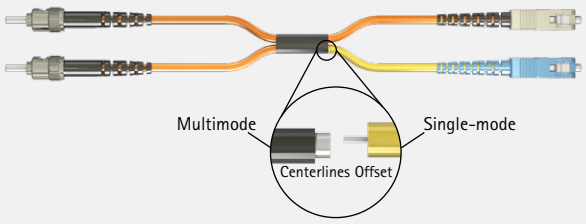



Optical Cable Nodes

Optical Node Cables are typically used in rugged outdoor environments where customers need a pre-terminated cable with jacketed cables (typically angled SC's). These pre-terminated assemblies are available with a variety connector types including FC, LC, and SC to meet any application. The fibers are fanned out using furcation tubing which provides protection against handling and harsh environments. The stainless steel node provides an extraordinarily strong transition point into an enclosure, and the stubbed end is spliced to equipment at a second location. The metal grommet will thread into a standard 5/8" input port. These features make the cables suitable for installation in severe environments where mechanical impact or wear on the cable may occur.

Features:

- Available with 900um, 2mm, or 3mm furcation legs
- Armored and non-armored outdoor loose tube type cable
- Fiber count of up to 12 channels
- Break-out length from 12 to 96 inches

Optical Cable Nodes: Specifications

- **Fiber Type:** Single-mode
  Cable Type: Rugged armored or non-armored outdoor loose tube
  Typical Connector Loss: <0.25dB @ 1550nm
  Return Loss: -55/-65 dB (UPC/APC)
  Operating Temperature: -20°C to 70°C
  Node Material: Stainless Steel

- **Dimensions:**

Note 1	(BB) Connectors (see table)
Note 2	(F,G) 900um, 2mm, 3mm furcation legs
Note 3	Cable Node (stainless steel)
Note 4	(E) Armored and non-armored outdoor loose-tube type cable
Note 5	Cable Node Threads: 5/8"
Note 6	LLL is measured from end to end

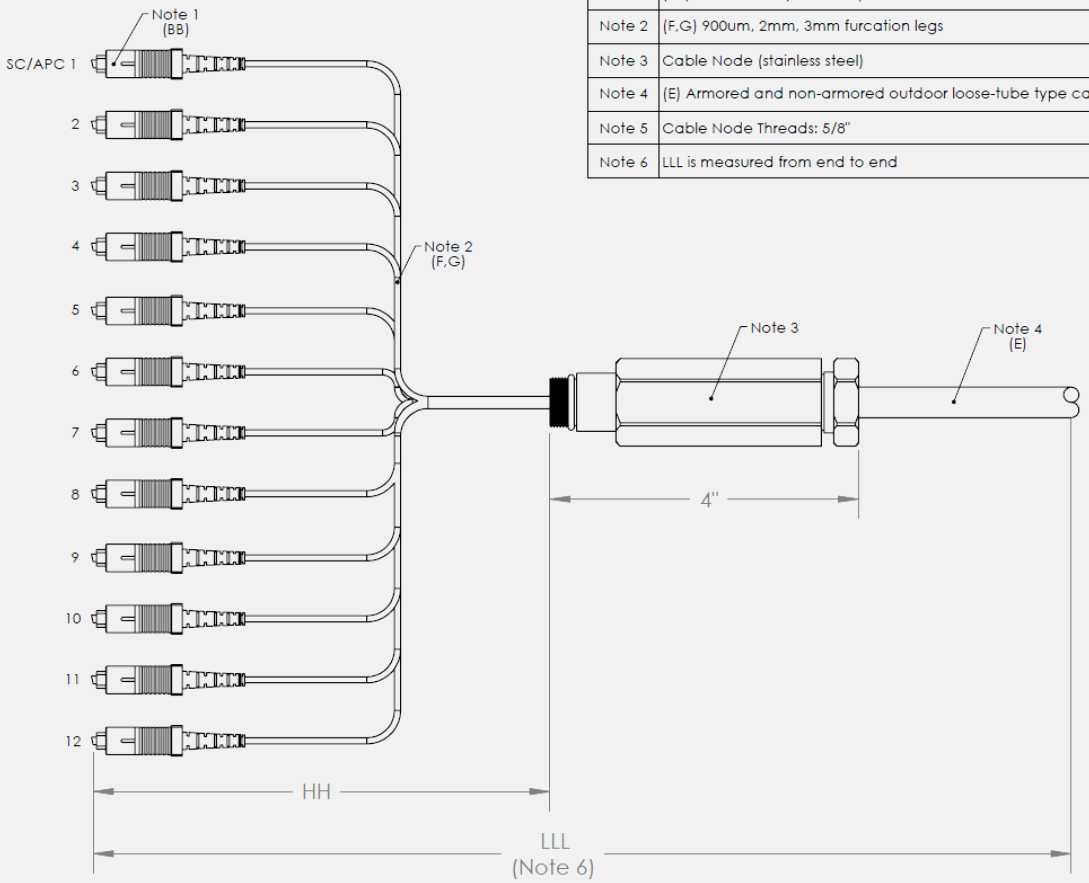

Optical Cable Nodes Part Number Generator

A				B		C		D	E	F	G
Q	N	A	–	0	0	0	6	– 4	L	8	2

H			L		
3	6	–	0	5	0

Example: QNA-0006-4L8236-050 = Q Series Node Assembly, Blunt, ALC, SMF-28e, Loose Tube, 8 Fiber, 2.0mm, 36 inches, 50 feet

A

3 Digit Series:

CNA	Corning Series Node Assembly
QNA	Q Series Node Assembly

B

Connector A:

00 Blunt	05 ALC
01 LC	06 ALC
02 SC	07 AST
03 ST	08 AFC
04 FC	

C

Connector B:

00 Blunt	05 ALC
01 LC	06 ALC
02 SC	07 AST
03 ST	08 AFC
04 FC	

D

Fiber Type:

4	SMF-28e
6	SMF-28e XB
7	G.657.A/B

E

Cable Type:

L	Loose Tube
A	Armored

F

Fiber Count:

6	6 Fiber
8	8 Fiber
C	12 Fiber

G

Furcation Diameter:

2	2.0 mm
3	3.0 mm
9	900 nm

H

Break-Out Length:

12 to 96 inches

L

End to End Length:

In Feet



MTP Patch Cables



MTP Harness Cables



MTP Trunk Cables

MTP® Fiber Cable Solutions

High performance, high density MTP fiber cable solutions from Quiktron replace up to 12 traditional fiber connectors with one single small form factor connector reducing installation time and labor costs. They are suitable for a variety of applications: data centers, telecommunications, broadcast communication, and industrial control applications. These multi-fiber solutions provide advantages in size, offering 12 times the density when compared to a similarily sized SC connector. Factory terminated and tested, MTP solutions provide significant installation time savings during installation or reconfiguration. A push-pull design is utilized for easy mating and removal. Break-out solutions are ideal for making connections within rack mounted or wall mounted fiber enclosures that utilize single fiber connectors.

Features:

- Made in the USA
- Available in fiber counts from 12–144
- Factory tested for insertion loss
- Compact push-pull locking mechanism
- Reduces installation time and costs
- PC polish for multimode fiber; APC polish for single-mode fiber
- Ribbon cables are 1/3 the size of tight buffered fiber optic cables, which enables them to fit into tight spaces and have a smaller minimum bend radius
- Meets TIA/EIA 604-5 (FOCIS-5) standard for MPO/MTP connectors
- Designed and tested to Telcordia-GR-1435
- Lifetime warranty

Custom configurations and test results available by request. Contact your sales representative for details.

MTP® Fiber Cable Styles

MTP Patch Cable

- 12 fiber strands with MTP connector on each end
- Used for point to point application or for connections to standard fiber patch panels
- Available in both single-mode and multimode fiber
- Available in both PVC (OFNR) and plenum (OFNP) jackets

MTP Harness Cable

- Cable has a single MTP connector on one end that breaks out into 6 or 12 connectors (LC, SC, ST, etc.)
- Typically 12 strands
- Designed to save front panel space and streamline fiber management
- Available in both single-mode and multimode fiber
- Available in both PVC (OFNR) and plenum (OFNP) jackets

MTP Trunk Cable

- Wide variety of strand counts and configurations - most common is the 12-strand plenum ribbon
- Available in both single-mode and multimode fiber
- Available in both PVC (OFNR) and plenum (OFNP) jackets
- Manufactured with a pulling eye, enables cable to go around bends without getting tangled and protects the connector during installation

MTP Cable Key Applications

- Data Centers
- Fiber Channel Storage
- Parallel Processing Applications
- Telecommunications
- Optical Backplanes
- Industrial Control Applications
- Backbone Installations
- Disaster Recovery

MTP Key Configurations

Fiber Cable
- 9/125 Single-mode
- 50/125µm Multimode
- 50/125µm Laser-Optimized MM
- 62.5/125µm Multimode

Jacket Type
- PVC - OFNR rated
- Plenum - OFNP rated

Cable Style
- Ribbon
- MIC Cable
- Indoor/Outdoor

Options
- Pulling Eyes
- Installer Friendly Spools
- Identification Labels

Configuration Options

MTP Product Types

MTP to MTP Trunks MTP connectors on both ends

MTP to SC/ST/FC/LC Trunks MTP connectors on one end; SC/ST/FC/LC connectors on opposite end

Part number example: 824-M41M-100S =
MTP/SC trunk on 24 fiber MIC riser cable; 100 feet; single-mode fiber

8 # # - C C T - L L L F (H) (P)

- Fiber Count
- Connector Type
- Cable Type
- Guide Pins
- Harness
- Fiber Type
- Length in Feet

(Fiber Count)
- 12
- 24
- 48
- 72

CC (Connector Type)
M MTP
02 ST
04 SC
06 FC
L LC

T (Cable Type)
1 Ribbon Riser
2 Ribbon Plenum
M 250µm Reduced Diameter Riser
MP 250µm Reduced Diameter Plenum

F (Fiber Type)
S Single-mode
M 62.5µm Multimode
50 50µm Multimode
50L Laser-optimized 50µm Multimode

H (Harness)
Use if assembly is for a module or cassette

P (Guide Pins)

LLL (Length in Feet)

MTP Ribbon Trunk Cables

Strand Count*	Cable Type	MTP-ST	MTP-SC	MTP-MTP	MTP-LC
12	62.5/125 MTP Ribbon-Plenum	812-M12-LLL	812-M32-LLL	812-MM2-LLL	812-ML2-LLL
12	50/125 MTP Ribbon-Plenum	812-M12-LLL50	812-M32-LLL50	812-MM2-LLL50	812-ML2-LLL50
12	50/125 LOMM MTP Ribbon-Plenum	812-M22-LLL50L	812-M42-LLL50L	812-MM2-LLL50L	812-ML2-LLL50L
12	9/125 LOMM MTP Ribbon-Plenum	812-M22-LLLS	812-M42-LLLS	812-MM2-LLLS	812-ML2-LLLS

* Also available in 24, 48, and 72 strand, change the first three numbers accordingly; 824, 848, 872

MTP Reduced Diameter Cables

Strand Count**	Cable Type	MTP-ST	MTP-SC	MTP-MTP	MTP-LC
12	62.5/125 MTP Reduced Diameter Cable	812-M1MP-LLL	812-M3MP-LLL	812-MMMP-LLL	812-MLMP-LLL
12	50/125 MTP Reduced Diameter Cable	812-M1MP-LLL-50	812-M3MP-LLL-50	812-MMMP-LLL-50	812-MLMP-LLL-50
12	50/125 LOMM MTP Reduced Diameter Cable	812-M2MP-LLL-50L	812-M4MP-LLL-50L	812-MMMP-LLL-50L	812-MLMP-LLL-50L
12	9/125 SM MTP Reduced Diameter Cable	812-M2MP-LLLS	812-M4MP-LLLS	812-MMMP-LLLS	812-MLMP-LLLS

** Riser cable available upon request

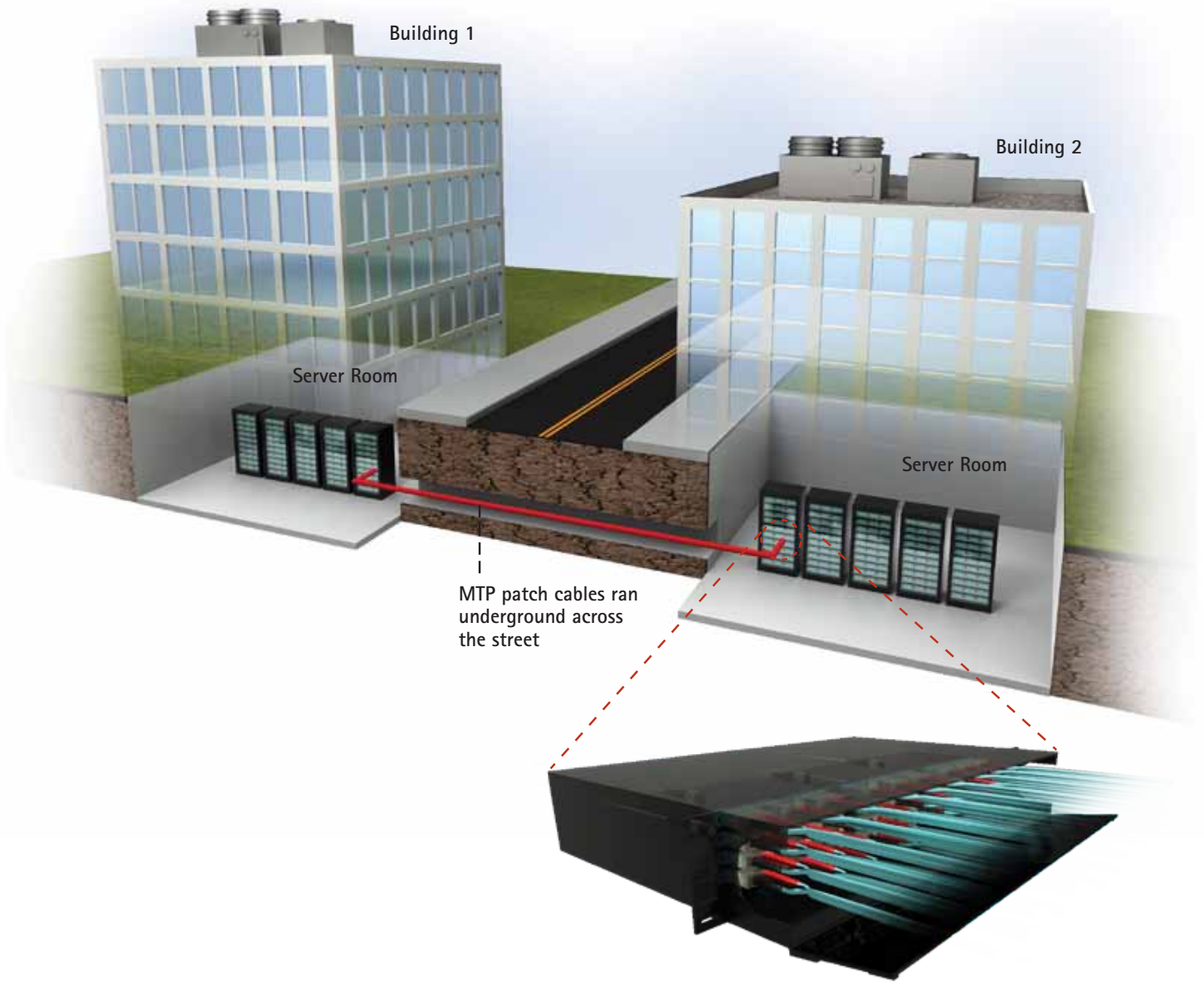

Enclosures with modules or adapter panels with an MTP fiber cable attached to each module back

The Q-Series Competitive Advantages

The Most Installer-Friendly Deployment

- Pre-terminated trunk cables eliminate costly and labor-intensive field termination and make installation truly effortless. Just specify your cable requirements and break-out connection - then pull, plug and play.
- Our system is based on the high-density MTP® fiber optic connector, which can replace up to 12 field-terminated connectors with a single connection.
- Legacy trunk/ backbone connections are also supported with our adapter panels.

The Quickest Turn-Around Time

- We ship directly from stock and offer the lowest lead times in the industry, with nearly off-the-shelf delivery.
- Our connectivity experts are always available to help you design the right solution for your needs, saving you time in the ordering process.

Long-Term Durability and a Lifetime Guarantee

- Our factory terminations ensure the highest quality and optimum performance.
- All of our cabling and hardware components are 100% tested, shipped with a qualification report, and guaranteed for life.
- You benefit from a scalable, future-proof investment - with a modular design that can grow right along with your network.
- All enclosures, adapter panels, and fiber distribution modules are constructed of steel and aluminum, and are guaranteed for life.

Wide Variety of Applications

- Data Centers
- Broadcast Communications
- Fiber Channel Storage
- Telecommunications
- Industrial Control Applications



Step 1: Choose Your Enclosure



Step 2: Choose Your Module or Adapter Panel



Step 3: Choose Your Cable



*RS1-QTR



*WS1-QTR

Rack Mount Fiber Optic Enclosures & Panels

Our rugged rack mount enclosures can securely house 3, 6 or 12 pre-terminated modules or adapter panels. They're available in 1, 2 and 4U configurations, and feature front and rear doors for convenient access. The top panels can also be removed for additional access, and are equipped with rear knockouts for horizontal cabling entrances. Guaranteed for life, each enclosure is designed to be installed in racks or cabinets supporting 19" or 23" rails. The rack mount ears can also be adjusted to three different depths from front to rear, providing even more flexibility. Plus, for additional savings, 1 and 2U rack mount panels are available. Like the enclosures, they can accept 3 or 6 pre-terminated modules or adapter panels.

Features:

- Both doors on the 1U enclosures are constructed of steel and feature a locking sliding inner tray for even more flexible access
- The 2U and 4U enclosures are equipped with a smoked plastic front door and a steel rear door - plus provide spool rings for securing and storing excess cable lengths with a safe bend radius
- A single 4U enclosure can support up to 288 strands, offering the highest density solution
- All units ship with an accessory pack that includes mounting screws, a cable ID label for marking terminations, and cable ties and rectangular cable holders for managing cable terminations

Wall Mount Fiber Optic Enclosures & Panels

Featuring a guaranteed-for-life 100% steel construction, Quiktron wall mount enclosures are designed to secure break-out modules in the horizontal or zone distribution areas. With your choice of sizes including 1, 2, 4 and 12 break-out modules or adapter panels, these heavy-duty enclosures feature a low profile that requires little wall space, as well as a large routing space for accessible patch cabling entrance.

Features:

- Offers the option of a 1, 2, 4, and 12 module or panel configuration
- Large top and bottom grommeted holes provide easy entrance for the horizontal trunk cables
- A latching front door, stamped with knockouts for optional locks, provides convenient access to the enclosed modules
- Spool rings for securing and storing excess cable lengths have been incorporated, facilitating a safe bend radius

Rack Mount Fiber Optic Enclosures

Part #	Description
RS1-QTR*	3 Panel - 1U Rack Mount Enclosure
RS2-QTR	6 Panel - 2U Rack Mount Enclosure
RS4-QTR	12 Panel - 4U Rack Mount Enclosure

Rack Mount Fiber Optic Panels

Part #	Description
PS1-QTR	3 Panel - 1U Rack Mount Panel
PS2-QTR	6 Panel - 2U Rack Mount Panel

Wall Mount Fiber Optic Enclosures

Part #	Description
WS0-QTR	1 Panel Wall Mount
WS1-QTR*	2 Panel Wall Mount
WS2-QTR	4 Panel Wall Mount
WS3-QTR	12 Panel Wall Mount



*MM3-QTR-D3



*APL-QTR-DL

Fiber Distribution Break-Out Modules

Our break-out modules provide the mechanical distribution of the 12-strand MTP connector. Housed in a rugged steel enclosure that's guaranteed for life, these durable modules arrive fully loaded with the pre-terminated and tested MTP break-out harness. This not only reduces installation time but also ensures the most robust factory-quality performance and consistency. For additional convenience, our modules snap in either rack or wall mount enclosures, featuring scalable designs that can grow with your network system.

Features:

- Available in 16 off-the-shelf configurations supporting conventional terminations such as LC, SC and ST and allowing standard patch cables to easily attach the network hardware to the fiber optic infrastructure
- Custom modules supporting other fiber types can also be turned around quickly

Fiber Optic Adapter Panels

The Q-Series Fiber Optic Distribution System was also designed with the older legacy infrastructure in mind. We offer a complete array of fiber optic adapter panels that are pre-loaded with mating sleeves. Simply choose the connector type that meets your needs and connect it to your backbone or trunk cable. We also can provide custom configurations.

Features:

- Offers a small footprint: 1.125" H x 5.125" W x 4.5" D
- Adapter panels available with a wide variety of configurations

Fiber Distribution Break-Out Modules

Description	62.5/125µm	50/125µm	50/125 LOMM	Single-Mode
12-strand MTP-ST	MM3-QTR-D1	MM3-QTR-D150	MM3-QTR-D150L	MM3-QTR-D1S
12-strand MTP-SC	MM3-QTR-D3*	MM3-QTR-D350	MM3-QTR-D350L	MM3-QTR-D3S
12-strand MTP-LC	MML-QTR-DL	MML-QTR-DL50	MML-QTR-DL50L	MML-QTR-DLS
24-strand MTP-LC	MM3-QTR-QL	MM3-QTR-QL50	MM3-QTR-QL50L	MM3-QTR-QLS

Fiber Optic Adapter Panels

Part #	Description
AP1-QTR-S1	12-strand ST, PB Insert, MM/SM ST
AP2-QTR-S1	6-strand ST, PB Insert, MM/SM ST
AP2-QTR-S1S	6-strand ST, Zirconia Insert, SM ST
WS3-QTR	12 Panel Wall Mount
AP5-QTR-S1	8-strand ST, PB Insert, MM/SM ST
AP5-QTR-S1S	8-strand ST, Zirconia Insert, MM/SM ST
AP3-QTR-D350L	12-strand SC Duplex, PB Insert, MM, Aqua SC
AP3-QTR-D3	12-strand SC Duplex, PB Insert, MM, Beige SC
AP3-QTR-D3B	12-strand SC Duplex, PB Insert, MM/SM, Blue SC
AP3-QTR-D8S	12-strand SC Duplex, Zirconia Insert, SM, APC, Green SC
AP3-QTR-D3S	12-strand SC Duplex, Zirconia Insert, SM, Blue SC
APL-QTR-S350	6-strand SC, PB Insert, MM, Aqua SC
APL-QTR-S3	6-strand SC, PB Insert, MM, Beige SC
APL-QTR-S3B	6-strand SC, PB Insert, MM/SM, Blue SC
APL-QTR-S8S	6-strand SC, Zirconia Insert, SM, APC, Green SC
APL-QTR-S3S	6-strand SC, Zirconia Insert, SM, Blue SC
APL-QTR-S0	12-strand MTRJ, MM/SM
APL-QTR-DL50L	12-strand LC Duplex, PB Insert, MM, Aqua LC
APL-QTR-DL*	12-strand LC Duplex, PB Insert, MM, Beige LC



Media Converters & Chassis

Quiktron Media Converters are packaged in high-quality ruggedized packages that operate over a wide temperature range. The quality electronics also ensure reliable link connections with virtually no fuss, and years of dependable service. They can be used as standalone devices or conveniently mounted in two rack-mountable enclosures. The rack-mountable enclosures are available in a 1u (1.75" high) or 3u (5.25" high) model that can accommodate 4 or 12 media converters.

Features:

- Allows multiple configuration options
- Automatic MDI/MDI-X selection on
- Auto negotiation, NWay support on
- Link Fault Signaling (LFS)
- Monitoring and loopback testing
- Auto Ethernet switching
- Redundant power supply options
- LEDs for at-a-glance device status
- Extend distances up to 2km or 6560ft (multimode fiber)
- Extend distances up to 10km or 32,800ft (single-mode fiber)
- Rack-mountable options

Chassis Specifications

Product #:	QMC-RACK-01-04	QMC-RACK-01-12
Rack-Mountable Slots	4	12
Power Requirements	100~240V AC	100~240V AC
Dimensions	17.3x9.5x1.75" (440x240x44mm); 1U	16.9x11.4x5.25" (430x290x133mm); 3U
Weight	7.25lbs (3.3kg)	19.8lbs (9kg)
Temperature	0 to 50C (-20 to 70C, storage)	0 to 50C (-20 to 70C, storage)
Relative Humidity	10 to 90%, Noncondensing (5 to 90%, storage)	10 to 90%, Noncondensing (5 to 90%, storage)
Cooling	(2) 25mm Fans	(3) 75mm Fans
Regulatory Approvals	FCC Class A and CE	FCC Class A and CE

Media Converter Specifications

	QMC-MFSB-01-03	QMC-MFSB-01-02
		
Product Description	10/100Base-T to 100Base-FX, ST Connector	10/100Base-T to 100Base-FX, SC Connector
Standards Compliance	IEEE 802.3u (100BASE-TX/FX Fast Ethernet)	IEEE 802.3u (100BASE-TX/FX Fast Ethernet)
Auto Switching	Yes, 10/100 Mbps	Yes, 10/100 Mbps
Status LEDs	Yes	Yes
Fiber Type	Multimode	Multimode
Fiber Transmission Distance	2km	2km
Connector (Fiber)	ST	SC
Fiber Protocol	FX	FX
Interchangeable Fiber Port	no	no
Duplex Fiber Ports	1	1
Loopback Test	yes	yes
Link Fault Signaling	yes	yes
Auto MDI/MDI-X Support	yes	yes
Rack Compatible	yes	yes
Power Requirements	12VDC, 1A	12VDC, 1A
Dimensions	4.3x2.9x0.95" (110x74x24mm)	4.3x2.9x0.95" (110x74x24mm)
Weight	6oz (158g)	6oz (158g)
Temperature	0 to 50C (-20 to 70C, storage)	0 to 50C (-20 to 70C, storage)
Relative Humidity	10 to 90%, Noncondensing (5 to 90%, storage)	10 to 90%, Noncondensing (5 to 90%, storage)
Regulatory Approvals	FCC Class A and CE	FCC Class A and CE

Media Converter Specifications continued

	QMC-SFSB-01-02	QMC-MSSC-01-01	QMC-SLSC-01-01	QMC-MSSC-02-01	QMC-SLSC-02-01
					
Product Description	10/100Base-T to 100Base-FX, SC Connector	10/100/1000Base-T to 1000BaseSX MM, LC Connector	10/100/1000Base-T to 1000BaseLX SM, LC Connector	10/100/1000Base-T to 1000BaseSX MM, Redundant, LC Connector	10/100/1000Base-T to 1000BaseLX SM, Redundant, LC Connector
Standards Compliance	IEEE 802.3u (100BASE-TX/FX Fast Ethernet)	Complies with IEEE 10/100Base-TX, IEEE 802.3ab 1000Base-T and IEEE 802.3z 1000Base-SX standards	Complies with IEEE 10/100Base-TX, IEEE 802.3ab 1000Base-T and IEEE 802.3z 1000Base-SX/LX standards	Complies with IEEE 10/100Base-TX, IEEE 802.3ab 1000Base-T and IEEE 802.3z 1000Base-SX standards	Complies with IEEE 10/100Base-TX, IEEE 802.3ab 1000Base-T and IEEE 802.3z 1000Base-SX/LX standards
Auto Switching	Yes, 10/100 Mbps	Yes, 10/100/1000 Mbps	Yes, 10/100/1000 Mbps	Yes, 10/100/1000 Mbps	Yes, 10/100/1000 Mbps
Status LEDs	Yes	Yes	Yes	Yes	Yes
Fiber Type	Single-mode	Multimode	Single-mode	Multimode	Single-mode
Fiber Transmission Distance	10km	220m	10km	220m	10km
Connector (Fiber)	SC	LC	LC	LC	LC
Fiber Protocol	FX	SX	LX	SX	LX
Interchangeable Fiber Port	no	yes	yes	yes	yes
Duplex Fiber Ports	1	1	1	2	2
Loopback Test	yes	yes	yes	yes	yes
Link Fault Signaling	yes	yes	yes	yes	yes
Auto MDI/MDI-X Support	yes	yes	yes	yes	yes
Rack Compatible	yes	yes	yes	yes	yes
Power Requirements	12VDC, 1A	12VDC, 1A	12VDC, 1A	12VDC, 1A	12VDC, 1A
Dimensions	4.3x2.9x0.95" (110x74x24mm)	4.3x2.9x0.95" (110x74x24mm)	4.3x2.9x0.95" (110x74x24mm)	4.3x2.9x0.95" (110x74x24mm)	4.3x2.9x0.95" (110x74x24mm)
Weight	6oz (158g)	6oz (158g)	6oz (158g)	6oz (158g)	6oz (158g)
Temperature	0 to 50C (-20 to 70C, storage)	0 to 50C (-20 to 70C, storage)	0 to 50C (-20 to 70C, storage)	0 to 50C (-20 to 70C, storage)	0 to 50C (-20 to 70C, storage)
Relative Humidity	10 to 90%, Noncondensing (5 to 90%, storage)	10 to 90%, Noncondensing (5 to 90%, storage)	10 to 90%, Noncondensing (5 to 90%, storage)	10 to 90%, Noncondensing (5 to 90%, storage)	10 to 90%, Noncondensing (5 to 90%, storage)
Regulatory Approvals	FCC Class A and CE	FCC Class A and CE	FCC Class A and CE	FCC Class A and CE	FCC Class A and CE

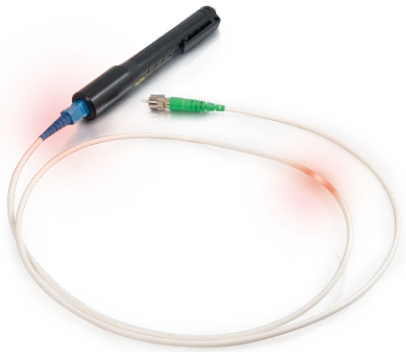



Visual Fault Locator

The OptiConcepts VFL-500 is used for continuity checks and fault locations in single-mode and multimode optical fibers and components. The VFL-500 emits a continuous visible laser light at a wavelength of 650nm and is designed for use with 2.5mm fiber connector ferrules.

Features:

- Emits a continuous visible laser light at a wavelength of 650nm
- Battery life of up to 48 hours with long-life lithium cells

Part Number Generator

A			B		
V	F	L	5	0	0

Example: VFL-500, Visual Fault Locator, 650nm, Visible Laser, 2.5mm Universal Connector

A

3 Digit Series:
VFL Optical Loopback

B

Series:
500

Visual Fault Locator Specifications

- **Operating Temperature:** -10°C to 40°C
  Storage Temperature: -40°C to 70°C
  Power Requirement: (2) AAA alkaline batteries or long life lithium equivalents
  Weight: 45g (1.60z)
  Color: Black
- **Dimensions:**

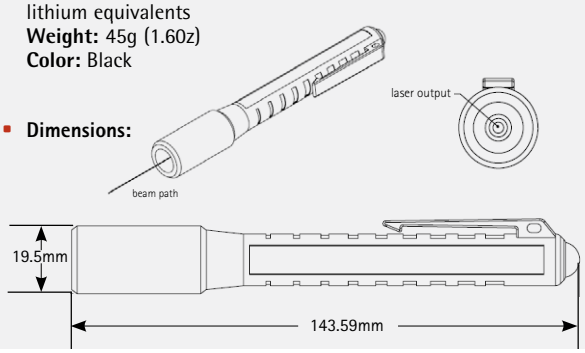

Portable Launch Cords

OptiConcepts Portable Launch Cords are available in a variety of fiber types and fiber lengths up to 500 meters. Each fiber span is stored in a hand held, light weight enclosure. Weighing less than six ounces, the OptiConcepts Portable Launch Cord offers functional versatility and portable fiber protection.

Features:

- Compact enclosure
- Light weight and ultra portability
- Easy attachment and detachment of unit
- Continuous fiber span with no fusion splices

Part Number Generator

PLC Standard Part Number Configuration: PLC-ABC-D
[PN Example: PLC-11S-305M=FC/FC, Single-mode; 305 meters]

A) First Connector Type

FC=1 FC Angle=2 SC=3 SC Angle=4 ST=5 LC=6 None=0

B) Second Connector Type

FC=1 FC Angle=2 SC=3 SC Angle=4 ST=5 LC=6 None=0

C) Fiber Type

Single-mode=S Multimode 50µm=5 Multimode 62.5µm=6

D) Fiber Length

100 meters=100M 150 meters=150M
305 meters=305M 500 meters=500M

Portable Launch Cord Specifications

- **Fiber Types:** Single-mode, Multimode 50/125µm, Multimode 62.5/125µm
  Fiber Lengths: Up to 500 meters
  Access Leads: 2 meter length leads
  Connectors: FC, SC, ST, LC
  Unit Dims: 6"x6"x1"
  Weight: > than 6oz.

Designed and built in America • OptiConcepts, Inc. • Valdese, NC 28690
Tel: 828.320.0138 • Fax: 828.874.6474
www.opticoncepts.com • email: info@opticoncepts.com

© 2010 OptiConcepts, Inc All trademarks are property of their respective owners



Ordering Information

To order a FiberWarrior OTDR, contact your local sales representative and simply select the mainframe, module(s), connector style, and optional module feature(s).

1. Select Mainframe
   FW-AQMB
2. Select OTDR Module
3. Select Module Connector Style (XX)
   FC SC ST
4. Select Module Options (if required)
   Power Meter and Light Source FW-PL
   Visual Fault Locator FW-VFL

FiberWarrior Optical Time Domain Reflectometer

OptiConcepts FiberWarrior OTDR offers a state-of-the-art system for testing, troubleshooting, and documenting optical fiber networks. Combining a high performance processor, sophisticated signal processing, and an advanced software design, the FiberWarrior provides users with a high quality solution for analyzing optical fiber in both the field and lab.

Features:

- Modular design supports multiple interchangeable test systems
- Premium quality, sunlight readable 8.4" active TFT color touchscreen
- Advanced PWRScan™ event detection algorithms for accurate reporting
- Multimode & single-mode (Quad) testing in a single module
- Choice of Linux® or Windows® operating systems

FiberWarrior OTDR Kits

Part #	Description
FW2-SM1-FC	FiberWarrior Plus OTDR Single-mode 1310/1550nm 32dB, Launch Cord, Soft Carrying Case
FW2-SM3-FC	FiberWarrior Plus OTDR Single-mode 1310/1550nm 40dB, Launch Cord,Soft Carrying Case
FW2-MM1-FC	FiberWarrior Plus OTDR Multimode 850/1300nm 25dB, Launch Cord,Soft Carrying Case
FW2-QD1-FC	Fiber Warrior Plus OTDR Quad 850/1300nm MM 25dB & 1310/1550nm SM 32dB, 2 Launch Cords, Soft Carrying Case
FW3-SM1-PL0-FCVTC	FiberWarrior Pro OTDR Single-mode 1310/1550nm 32dB with Power Meter and Light Source, Launch Cord, Handheld VFL, Hard Shell Transit Case
FW3-SM3-PL0-FCVTC	FiberWarrior Pro OTDR Single-mode 1310/1550nm 40dB with Power Meter and Light Source, Launch Cord, Handheld VFL, Hard Shell Transit Case
FW3-MM1-PL0-FCVTC	FiberWarrior Pro OTDR Multimode 850/1300nm 25dB with Power Meter and Light Source, Launch Cord, Handheld VFL, Hard Shell Transit Case
FW3-QD1-0L0-FCVTC	Fiber Warrior Pro OTDR Quad 850/1300nm MM 25dB & 1310/1550nm SM 32dB with Light Source, 2 Launch Cords, Handheld VFL, Hard Shell Transit Case

FiberWarrior OTDR Module Specifications

Module Part Number	Center Wavelength (nm)	Dynamic Range	PW Range	Event Dead Zone	Attenuation Dead Zone
FWM-MM1-000-XX	MM 850/1310	25/25	10ns-1µs	<3m	<10m
FWM-SM1-000-XX	SM 1310/1550	32/30	10ns-20µs	<3m	<12m
FWM-SM2-000-XX	SM 1310/1550	35/35	10ns-10µs	<3m	<10m
FWM-SM3-000-XX	SM 1310/1550	40/38	10ns-20µs	<2.5m	<8m
FWM-SM5-000-XX	SM 1310/1550	43/44	10ns-20µs	<3m	<12m
FWM-SM45-000-XX	SM 1310/1550	45/43	10ns-20µs	<3m	<12m
FWM-QD1-000-XX	850/1300/ 1310/1550	25/25/ 32/32	10ns-1µs 10ns-20µs	<3m <3m	<10m <12m



Test Jumper Kits

Test Jumper Kits provide contractors, developers, OEM and manufacturing personnel with a complete set of high quality optical jumpers for the purpose of interconnection, testing, qualification and development. The kits come complete with various connector styles, adapters, and a soft carrying kit to provide the ultimate solution for system compatibility, component testing, system qualification, and troubleshooting of optical fiber systems and elements.

Features:

- High-performance reference jumper set
- All components needed for testing in one complete kit
- High-quality reference jumpers provide consistent, accurate and repeatable test results
- Simplex and duplex solutions available

Part Number Generator

A			B		C	D	E	F	L		
T	J	K	- U	C	- B	B	1	3	- 0	0	5

Example: TJK-UC-BB13-005 = Corning Test Jumper Kit, FC/SC/ST/LC, Hybrid Connectors w/Adapters, 62.5/50µm MM+SM, Riser Simplex, 3.0mm, 5 feet

A

3 Digit Series:

TJK	Corning Test Jumper Kit
TJQ	Q-Series Test Jumper Kit

B

Connector A:

UC	FC/SC/ST/LC
AC	AFC/AST/ALC
CC	FC/SC/ST/LC/AFC/ASC/ALC
01	LC
02	SC
03	ST
04	FC
05	ALC
06	ASC
08	AFC

C

Configuration:

A	All Jumpers same connectors, with adapters
B	Hybrid connectors, with adapters
C	All Jumpers same connectors, no adapters
D	Hybrid connectors, no adapters

D

Fiber:

1	62.5µm MM (OM3)
3	50µm MM (OM2)
A	62.5/50µm MM (OM2+OM3)
7	SM
B	62.5/50µm MM + SM

E

Cable Type:

1	Riser Simplex
2	Riser Simplex

F

Cable Diameter:

3	3.0mm

L

Length in Feet:

005	5 feet

Straight Simplex Kits

	Kit Contents	Quiktron Part No.	Total Jumpers	Total Adapters
62.5 Straight SPX	**LC, SC, ST, FC Straight Jumper Kit 62.5µm Simplex:** LC, SC, ST, FC main connectors to LC, SC, ST, FC secondary connectors; Carry Bag and adapters included	TJK-UC-A113-005	8	4
	ALC, ASC, AFC Straight Jumper Kit 62.5µm Simplex: ALC, ASC, AFC main connectors to ALC, ASC, AFC secondary connectors; Carry Bag and adapters included	TJK-AC-A113-005	6	3
	All Connectors Straight Jumper Kit 62.5µm Simplex: All connectors main to all connectors secondary connectors; Carry Bag and adapters included	TJK-CC-A113-005	14	7
50 Straight SPX	**LC, SC, ST, FC Straight Jumper Kit 50.0µm Simplex:** LC, SC, ST, FC main connectors to LC, SC, ST, FC secondary connectors; Carry Bag and adapters included	TJK-UC-A313-005	8	4
	ALC, ASC, AFC Straight Jumper Kit 50.0µm Simplex: ALC, ASC, AFC main connectors to ALC, ASC, AFC secondary connectors; Carry Bag and adapters included	TJK-UC-A313-005	6	3
	All Connectors Straight Jumper Kit 50.0µm Simplex: All connectors main to all connectors secondary connectors; Carry Bag and adapters included	TJK-UC-A313-005	14	7
62.5 and 50 Straight SPX	**LC Straight Jumper Kit 62.5µm and 50.0µm Simplex:** LC main connector to LC secondary connector; Carry Bag and adapters included	TJK-01-AA13-005	4	1
	SC Straight Jumper Kit 62.5µm and 50.0µm Simplex: SC main connector to SC secondary connector; Carry Bag and adapters included	TJK-02-AA13-005	4	1
	ST Straight Jumper Kit 62.5µm and 50.0µm Simplex: ST main connector to ST secondary connector; Carry Bag and adapters included	TJK-03-AA13-005	4	1
	FC Straight Jumper Kit 62.5µm and 50.0µm Simplex: FC main connector to FC secondary connector; Carry Bag and adapters included	TJK-04-AA13-005	4	1
	ALC Straight Jumper Kit 62.5µm and 50.0µm Simplex: ALC main connector to ALC secondary connector; Carry Bag and adapters included	TJK-05-AA13-005	4	1
	ASC Straight Jumper Kit 62.5µm and 50.0µm Simplex: ASC main connector to ASC secondary connector; Carry Bag and adapters included	TJK-06-AA13-005	4	1
	AFC Straight Jumper Kit 62.5µm and 50.0µm Simplex: AFC main connector to AFC secondary connector; Carry Bag and adapters included	TJK-08-AA13-005	4	1
	LC, SC, ST, FC Straight Jumper Kit 62.5µm and 50.0µm Simplex: LC, SC, ST, FC main connectors to LC, SC, ST, FC secondary connectors; Carry Bag and adapters included	TJK-UC-AA13-005	16	4
	ALC, ASC, AFC Straight Jumper Kit 62.5µm and 50.0µm Simplex: ALC, ASC, AFC main connectors to ALC, ASC, AFC secondary connectors; Carry Bag and adapters included	TJK-AC-AA13-005	12	3
	All Connectors Straight Jumper Kit 62.5µm and 50.0µm Simplex: All connectors main to all connectors secondary connectors; Carry Bag and adapters included	TJK-CC-AA13-005	28	7
SM Straight SPX	**LC, SC, ST, FC Straight Jumper Kit SM Simplex:** LC, SC, ST, FC main connectors to LC, SC, ST, FC secondary connectors; Carry Bag and adapters included	TJK-UC-A713-005	8	4
	ALC, ASC, AFC Straight Jumper Kit SM Simplex: ALC, ASC, AFC main connectors to ALC, ASC, AFC secondary connectors; Carry Bag and adapters included	TJK-AC-A713-005	6	3
	All Connectors Straight Jumper Kit SM Simplex: All connectors main to all connectors secondary connectors; Carry Bag and adapters included	TJK-CC-A713-005	14	7
62.5 Straight SPX	**LC Straight Jumper Kit 62.5µm, 50.0µm, SM Simplex:** LC main connector to LC secondary connector; Carry Bag and adapters included	TJK-01-AB13-005	6	2
	SC Straight Jumper Kit 62.5µm, 50.0µm, SM Simplex: SC main connector to SC secondary connector; Carry Bag and adapters included	TJK-02-AB13-005	6	2
	ST Straight Jumper Kit 62.5µm, 50.0µm, SM Simplex: ST main connector to ST secondary connector; Carry Bag and adapters included	TJK-03-AB13-005	6	2

Straight Simplex Kits

	Kit Contents	Quiktron Part No.	Total Jumpers	Total Adapters
62.5, 50 and SM Hybrid SPX	**FC Straight Jumper Kit 62.5µm, 50.0µm, SM Simplex:** FC main connector to FC secondary connector; Carry Bag and adapters included	TJK-04-AB13-005	6	2
	ALC Straight Jumper Kit 62.5µm, 50.0µm, SM Simplex: ALC main connector to ALC secondary connector; Carry Bag and adapters included	TJK-05-AB13-005	6	2
	ASC Straight Jumper Kit 62.5µm, 50.0µm, SM Simplex: ASC main connector to ASC secondary connector; Carry Bag and adapters included	TJK-06-AB13-005	6	2
	AFC Straight Jumper Kit 62.5µm, 50.0µm, SM Simplex: AFC main connector to AFC secondary connector; Carry Bag and adapters included	TJK-08-AB13-005	6	2
	LC, SC, ST, FC Straight Jumper Kit 62.5µm, 50.0µm, SM Simplex: LC, SC, ST, FC main connectors to LC, SC, ST, FC secondary connectors; Carry Bag and adapters included	TJK-UC-AB13-005	24	4
	ALC, ASC, AFC Straight Jumper Kit 62.5µm, 50.0µm, SM Simplex: ALC, ASC, AFC main connectors to ALC, ASC, AFC secondary connectors; Carry Bag and adapters included	TJK-AC-AB13-005	18	3
	All Connectors Straight Jumper Kit 62.5µm, 50.0µm, SM Simplex: All connectors main to all connectors secondary connectors; Carry Bag and adapters included	TJK-CC-AB1 3-005	42	7

Hybrid Simplex Kits

	Kit Contents	Quiktron Part No.	Total Jumpers	Total Adapters
62.5 Hybrid SPX	**LC, SC, ST, FC Hybrid Jumper Kit 62.5µm Simplex:** LC, SC, ST, FC main connectors to LC, SC, ST, FC secondary connectors; Carry Bag and adapters included	TJK-UC-B113-005	20	7
	ALC, ASC, AFC Hybrid Jumper Kit 62.5µm Simplex: ALC, ASC, AFC main connectors to ALC, ASC, AFC secondary connectors; Carry Bag and adapters included	TJK-AC-B113-005	12	4
	All Connectors Hybrid Jumper Kit 62.5µm Simplex: All connectors main to all connectors secondary connectors; Carry Bag and adapters included	TJK-CC-B113-005	56	7
50 Hybrid SPX	**LC, SC, ST, FC Hybrid Jumper Kit 50.0µm Simplex:** LC, SC, ST, FC main connectors to LC, SC, ST, FC secondary connectors; Carry Bag and adapters included	TJK-UC-B313-005	20	7
	ALC, ASC, AFC Hybrid Jumper Kit 50.0µm Simplex: ALC, ASC, AFC main connectors to ALC, ASC, AFC secondary connectors; Carry Bag and adapters included	TJK-AC-B313-005	12	4
	All Connectors Hybrid Jumper Kit 50.0µm Simplex: All connectors main to all connectors secondary connectors; Carry Bag and adapters included	TJK-CC-B313-005	56	7
62.5 and 50 Hybrid SPX	**LC Hybrid Jumper Kit 62.5µm and 50.0µm Simplex:** LC main connector to LC secondary connector; Carry Bag and adapters included	TJK-01-BA13-005	16	7
	SC Hybrid Jumper Kit 62.5µm and 50.0µm Simplex: SC main connector to SC secondary connector; Carry Bag and adapters included	TJK-02-BA13-005	16	7
	ST Hybrid Jumper Kit 62.5µm and 50.0µm Simplex: ST main connector to ST secondary connector; Carry Bag and adapters included	TJK-03-BA13-005	16	7
	FC Hybrid Jumper Kit 62.5µm and 50.0µm Simplex: FC main connector to FC secondary connector; Carry Bag and adapters included	TJK-04-BA13-005	16	7
	ALC Hybrid Jumper Kit 62.5µm and 50.0µm Simplex: ALC main connector to ALC secondary connector; Carry Bag and adapters included	TJK-05-BA13-005	12	4

Hybrid Simplex Kits

	Kit Contents	Quiktron Part No.	Total Jumpers	Total Adapters
62.5 and 50 Hybrid SPX	**ASC Hybrid Jumper Kit 62.5µm and 50.0µm Simplex:** ASC main connector to ASC secondary connector; Carry Bag and adapters included	TJK-06-BA13-005	12	4
	AFC Hybrid Jumper Kit 62.5µm and 50.0µm Simplex: AFC main connector to AFC secondary connector; Carry Bag and adapters included	TJK-08-BA13-005	12	4
	LC, SC, ST, FC Hybrid Jumper Kit 62.5µm and 50.0µm Simplex: TJK-LC, SC, ST, FC main connectors to LC, SC, ST, FC secondary connectors; Carry Bag and adapters included	UC-BA13-005	40	7
	ALC, ASC, AFC Hybrid Jumper Kit 62.5µm and 50.0µm Simplex: ALC, ASC, AFC main connectors to ALC, ASC, AFC secondary connectors; Carry Bag and adapters included	TJK-AC-BA13-005	24	4
	All Connectors Hybrid Jumper Kit 62.5µm and 50.0µm Simplex: All connectors main to all connectors secondary connectors; Carry Bag and adapters included	TJK-CC-BA13-005	112	7
SM Hybrid SPX	**LC, SC, ST, FC Hybrid Jumper Kit SM Simplex:** LC, SC, ST, FC main connectors to LC, SC, ST, FC secondary connectors; Carry Bag and adapters included	TJK-UC-B713-005	20	4
	ALC, ASC, AFC Hybrid Jumper Kit SM Simplex: ALC, ASC, AFC main connectors to ALC, ASC, AFC secondary connectors; Carry Bag and adapters included	TJK-AC-B713-005	12	4
	All Connectors Hybrid Jumper Kit SM Simplex: All connectors main to all connectors secondary connectors; Carry Bag and adapters included	TJK-CC-B713-005	56	7
62.5, 50 and SM Hybrid SPX	**LC Hybrid Jumper Kit 62.5µm, 50.0µm, SM Simplex:** LC main connector to LC secondary connector; Carry Bag and adapters included	TJK-01-BB13-005	24	7
	SC Hybrid Jumper Kit 62.5µm, 50.0µm, SM Simplex: SC main connector to SC secondary connector; Carry Bag and adapters included	TJK-02-BB13-005	24	7
	ST Hybrid Jumper Kit 62.5µm, 50.0µm, SM Simplex: ST main connector to ST secondary connector; Carry Bag and adapters included	TJK-03-BB13-005	24	7
	FC Hybrid Jumper Kit 62.5µm, 50.0µm, SM Simplex: FC main connector to FC secondary connector; Carry Bag and adapters included	TJK-04-BB13-005	24	7
	ALC Hybrid Jumper Kit 62.5µm, 50.0µm, SM Simplex: ALC main connector to ALC secondary connector; Carry Bag and adapters included	TJK-05-BB13-005	18	4
	ASC Hybrid Jumper Kit 62.5µm, 50.0µm, SM Simplex: ASC main connector to ASC secondary connector; Carry Bag and adapters included	TJK-06-BB13-005	18	4
	AFC Hybrid Jumper Kit 62.5µm, 50.0µm, SM Simplex: AFC main connector to AFC secondary connector; Carry Bag and adapters included	TJK-08-BB13-005	18	4
	LC, SC, ST, FC Hybrid Jumper Kit 62.5µm, 50.0µm, SM Simplex: LC, SC, ST, FC main connectors to LC, SC, ST, FC secondary connectors; Carry Bag and adapters included	TJK-UC-BB13-005	60	7
	ALC, ASC, AFC Hybrid Jumper Kit 62.5µm, 50.0µm, SM Simplex: ALC, ASC, AFC main connectors to ALC, ASC, AFC secondary connectors; Carry Bag and adapters included	TJK-AC-BB13-005	36	4
	All Connectors Hybrid Jumper Kit 62.5µm, 50.0µm, SM Simplex: All connectors main to all connectors secondary connectors; Carry Bag and adapters included	TJK-CC-BB13-005	168	7

Straight Duplex Kits

	Kit Contents	Quiktron Part No.	Total Jumpers	Total Adapters
62.5 Straight DPX	**LC, SC, ST, FC Straight Jumper Kit 62.5µm Duplex:** TJK-LC, SC, ST, FC main connectors to LC, SC, ST, FC secondary connectors; Carry Bag and adapters included	UC-A123-005	8	4
	ALC, ASC, AFC Straight Jumper Kit 62.5µm Duplex: ALC, ASC, AFC main connectors to ALC, ASC, AFC secondary connectors; Carry Bag and adapters included	TJK-AC-A123-005	6	3
	All Connectors Straight Jumper Kit 62.5µm Duplex: All connectors main to all connectors secondary connectors; Carry Bag and adapters included	TJK-CC-A123-005	14	7
50 Straight DPX	**LC, SC, ST, FC Straight Jumper Kit 50.0µm Duplex:** LC, SC, ST, FC main connectors to LC, SC, ST, FC secondary connectors; Carry Bag and adapters included	TJK-UC-A323-005	8	4
	ALC, ASC, AFC Straight Jumper Kit 50.0µm Duplex: ALC, ASC, AFC main connectors to ALC, ASC, AFC secondary connectors; Carry Bag and adapters included	TJK-AC-A323-005	6	3
	All Connectors Straight Jumper Kit 50.0µm Duplex: All connectors main to all connectors secondary connectors; Carry Bag and adapters included	TJK-CC-A323-005	14	7
62.5 and 50 Straight DPX	**LC Straight Jumper Kit 62.5µm and 50.0µm Duplex:** LC main connector to LC secondary connector; Carry Bag and adapters included	TJK-01-AA23-005	4	1
	SC Straight Jumper Kit 62.5µm and 50.0µm Duplex: SC main connector to SC secondary connector; Carry Bag and adapters included	TJK-02-AA23-005	4	1
	ST Straight Jumper Kit 62.5µm and 50.0µm Duplex: ST main connector to ST secondary connector; Carry Bag and adapters included	TJK-03-AA23-005	4	1
	FC Straight Jumper Kit 62.5µm and 50.0µm Duplex: FC main connector to FC secondary connector; Carry Bag and adapters included	TJK-04-AA23-005	4	1
	ALC Straight Jumper Kit 62.5µm and 50.0µm Duplex: ALC main connector to ALC secondary connector; Carry Bag and adapters included	TJK-05-AA23-005	4	1
	ASC Straight Jumper Kit 62.5µm and 50.0µm Duplex: ASC main connector to ASC secondary connector; Carry Bag and adapters included	TJK-06-AA23-005	4	1
	AFC Straight Jumper Kit 62.5µm and 50.0µm Duplex: AFC main connector to AFC secondary connector; Carry Bag and adapters included	TJK-08-AA23-005	4	1
	LC, SC, ST, FC Straight Jumper Kit 62.5µm and 50.0µm Duplex: LC, SC, ST, FC main connectors to LC, SC, ST, FC secondary connectors; Carry Bag and adapters included	TJK-UC-AA23-005	16	4
	ALC, ASC, AFC Straight Jumper Kit 62.5µm and 50.0µm Duplex: ALC, ASC, AFC main connectors to ALC, ASC, AFC secondary connectors; Carry Bag and adapters included	TJK-AC-AA23-005	12	3
	All Connectors Straight Jumper Kit 62.5µm and 50.0µm Duplex: All connectors main to all connectors secondary connectors; Carry Bag and adapters included	TJK-CC-AA23-005	28	7
SM Straight DPX	**LC, SC, ST, FC Straight Jumper Kit SM Duplex:** LC, SC, ST, FC main connectors to LC, SC, ST, FC secondary connectors; Carry Bag and adapters included	TJK-UC-A723-005	8	4
	ALC, ASC, AFC Straight Jumper Kit SM Duplex: ALC, ASC, AFC main connectors to ALC, ASC, AFC secondary connectors; Carry Bag and adapters included	TJK-AC-A723-005	6	3
	All Connectors Straight Jumper Kit SM Duplex: All connectors main to all connectors secondary connectors; Carry Bag and adapters included	TJK-CC-A723-005	14	7
62.5, 50 and SM Straight DPX	**LC Straight Jumper Kit 62.5µm, 50.0µm, SM Duplex:** LC main connector to LC secondary connector; Carry Bag and adapters included	TJK-01-AB23-005	6	2
	SC Straight Jumper Kit 62.5µm, 50.0µm, SM Duplex: SC main connector to SC secondary connector; Carry Bag and adapters included	TJK-02-AB23-005	6	2

Straight Duplex Kits

	Kit Contents	Quiktron Part No.	Total Jumpers	Total Adapters
62.5, 50 and SM Straight DPX	**ST Straight Jumper Kit 62.5µm, 50.0µm, SM Duplex:** ST main connector to ST secondary connector; Carry Bag and adapters included	TJK-03-AB23-005	6	2
	FC Straight Jumper Kit 62.5µm, 50.0µm, SM Duplex: FC main connector to FC secondary connector; Carry Bag and adapters included	TJK-04-AB23-005	6	2
	ALC Straight Jumper Kit 62.5µm, 50.0µm, SM Duplex: ALC main connector to ALC secondary connector; Carry Bag and adapters included	TJK-05-AB23-005	6	2
	ASC Straight Jumper Kit 62.5µm, 50.0µm, SM Duplex: ASC main connector to ASC secondary connector; Carry Bag and adapters included	TJK-06-AB23-005	6	2
	AFC Straight Jumper Kit 62.5µm, 50.0µm, SM Duplex: AFC main connector to AFC secondary connector; Carry Bag and adapters included	TJK-08-AB23-005	6	2
	LC, SC, ST, FC Straight Jumper Kit 62.5µm, 50.0µm, SM Duplex: TJK-LC, SC, ST, FC main connectors to LC, SC, ST, FC secondary connectors; Carry Bag and adapters included	UC-AB23-005	24	4
	ALC, ASC, AFC Straight Jumper Kit 62.5µm, 50.0µm, SM Duplex: ALC, ASC, AFC main connectors to ALC, ASC, AFC secondary connectors; Carry Bag and adapters included	TJK-AC-AB23-005	18	3
	All Connectors Straight Jumper Kit 62.5µm, 50.0µm, SM Duplex: All connectors main to all connectors secondary connectors; Carry Bag and adapters included	TJK-CC-AB23-005	42	7

Hybrid Duplex Kits

	Kit Contents	Quiktron Part No.	Total Jumpers	Total Adapters
62.5 Hybrid DPX	**LC, SC, ST, FC Hybrid Jumper Kit 62.5µm Duplex:** LC, SC, ST, FC main connectors to LC, SC, ST, FC secondary connectors; Carry Bag and adapters included	TJK-UC-B123-005	20	7
	ALC, ASC, AFC Hybrid Jumper Kit 62.5µm Duplex: ALC, ASC, AFC main connectors to ALC, ASC, AFC secondary connectors; Carry Bag and adapters included	TJK-AC-B123-005	12	4
	All Connectors Hybrid Jumper Kit 62.5µm Duplex: All connectors main to all connectors secondary connectors; Carry Bag and adapters included	TJK-CC-B123-005	56	7
50 Hybrid DPX	**LC, SC, ST, FC Hybrid Jumper Kit 50.0µm Duplex:** LC, SC, ST, FC main connectors to LC, SC, ST, FC secondary connectors; Carry Bag and adapters included	TJK-UC-B323-005	20	7
	ALC, ASC, AFC Hybrid Jumper Kit 50.0µm Duplex: ALC, ASC, AFC main connectors to ALC, ASC, AFC secondary connectors; Carry Bag and adapters included	TJK-AC-B323-005	12	4
	All Connectors Hybrid Jumper Kit 50.0µm Duplex: All connectors main to all connectors secondary connectors; Carry Bag and adapters included	TJK-CC-B323-005	56	7
62.5 and 50 Hybrid DPX	**LC Hybrid Jumper Kit 62.5µm and 50.0µm Duplex:** LC main connector to LC secondary connector; Carry Bag and adapters included	TJK-01-BA23-005	16	7
	SC Hybrid Jumper Kit 62.5µm and 50.0µm Duplex: SC main connector to SC secondary connector; Carry Bag and adapters included	TJK-02-BA23-005	16	7
	ST Hybrid Jumper Kit 62.5µm and 50.0µm Duplex: ST main connector to ST secondary connector; Carry Bag and adapters included	TJK-03-BA23-005	16	7
	FC Hybrid Jumper Kit 62.5µm and 50.0µm Duplex: FC main connector to FC secondary connector; Carry Bag and adapters included	TJK-04-BA23-005	16	7

Hybrid Duplex Kits

	Kit Contents	Quiktron Part No.	Total Jumpers	Total Adapters
62.5 and 50 Hybrid DPX	**ALC Hybrid Jumper Kit 62.5µm and 50.0µm Duplex:** ALC main connector to ALC secondary connector; Carry Bag and adapters included	TJK-05-BA23-005	12	4
	ASC Hybrid Jumper Kit 62.5µm and 50.0µm Duplex: ASC main connector to ASC secondary connector; Carry Bag and adapters included	TJK-06-BA23-005	12	4
	AFC Hybrid Jumper Kit 62.5µm and 50.0µm Duplex: AFC main connector to AFC secondary connector; Carry Bag and adapters included	TJK-08-BA23-005	12	4
	LC, SC, ST, FC Hybrid Jumper Kit 62.5µm and 50.0µm Duplex: LC, SC, ST, FC main connectors to LC, SC, ST, FC secondary connectors; Carry Bag and adapters included	TJK-UC-BA23-005	40	7
	ALC, ASC, AFC Hybrid Jumper Kit 62.5µm and 50.0µm Duplex: ALC, ASC, AFC main connectors to ALC, ASC, AFC secondary connectors; Carry Bag and adapters included	TJK-AC-BA23-005	24	4
	All Connectors Hybrid Jumper Kit 62.5µm and 50.0µm Duplex: All connectors main to all connectors secondary connectors; Carry Bag and adapters included	TJK-CC-BA23-005	112	7
SM Hybrid DPX	**LC, SC, ST, FC Hybrid Jumper Kit SM Duplex:** LC, SC, ST, FC main connectors to LC, SC, ST, FC secondary connectors; Carry Bag and adapters included	TJK-UC-B723-005	20	7
	ALC, ASC, AFC Hybrid Jumper Kit SM Duplex: ALC, ASC, AFC main connectors to ALC, ASC, AFC secondary connectors; Carry Bag and adapters included	TJK-AC-B723-005	12	4
	All Connectors Hybrid Jumper Kit SM Duplex: All connectors main to all connectors secondary connectors; Carry Bag and adapters included	TJK-CC-B723-005	56	7
62.5, 50 and SM Hybrid DPX	**LC Hybrid Jumper Kit 62.5µm, 50.0µm, SM Duplex:** LC main connector to LC secondary connector; Carry Bag and adapters included	TJK-01-BB23-005	24	7
	SC Hybrid Jumper Kit 62.5µm, 50.0µm, SM Duplex: SC main connector to SC secondary connector; Carry Bag and adapters included	TJK-02-BB23-005	24	7
	ST Hybrid Jumper Kit 62.5µm, 50.0µm, SM Duplex: ST main connector to ST secondary connector; Carry Bag and adapters included	TJK-03-BB23-005	24	7
	FC Hybrid Jumper Kit 62.5µm, 50.0µm, SM Duplex: FC main connector to FC secondary connector; Carry Bag and adapters included	TJK-04-BB23-005	24	7
	ALC Hybrid Jumper Kit 62.5µm, 50.0µm, SM Duplex: ALC main connector to ALC secondary connector; Carry Bag and adapters included	TJK-05-BB23-005	18	4
	ASC Hybrid Jumper Kit 62.5µm, 50.0µm, SM Duplex: ASC main connector to ASC secondary connector; Carry Bag and adapters included	TJK-06-BB23-005	18	4
	AFC Hybrid Jumper Kit 62.5µm, 50.0µm, SM Duplex: AFC main connector to AFC secondary connector; Carry Bag and adapters included	TJK-08-BB23-005	18	4
	LC, SC, ST, FC Hybrid Jumper Kit 62.5µm, 50.0µm, SM Duplex: LC, SC, ST, FC main connectors to LC, SC, ST, FC secondary connectors; Carry Bag and adapters included	TJK-UC-BB23-005	60	7
	ALC, ASC, AFC Hybrid Jumper Kit 62.5µm, 50.0µm, SM Duplex: ALC, ASC, AFC main connectors to ALC, ASC, AFC secondary connectors; Carry Bag and adapters included	TJK-AC-BB23-005	36	4
	All Connectors Hybrid Jumper Kit 62.5µm, 50.0µm, SM Duplex: All connectors main to all connectors secondary connectors; Carry Bag and adapters included	TJK-CC-BB23-005	168	7

OUR FIBER OPTIONS ENSURE THAT NO MATTER THE APPLICATION, BUDGET OR TIMEFRAME -

WE HAVE THE RESOURCES TO MEET YOUR NEEDS.

ONE SOURCE
COMPLETE CONNECTIVITY SOLUTIONS



